


# KSP 40

- KSP 40-1
- KSP 40-2
- KSP 40-3
- KSP 40-4
- KSP 40-5
- KSP 40-6
- KSP 40-7
- KSP 40-8
- KSP 40-9
- KSP 40-10

KSP 40

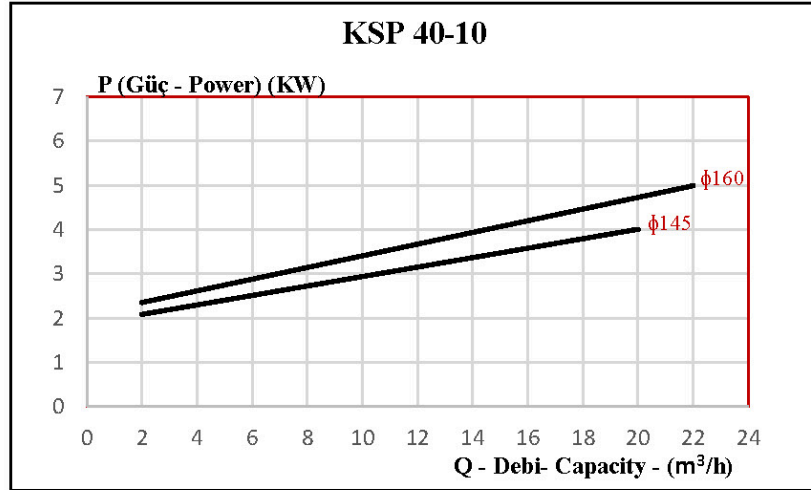
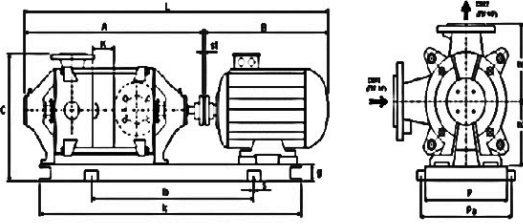
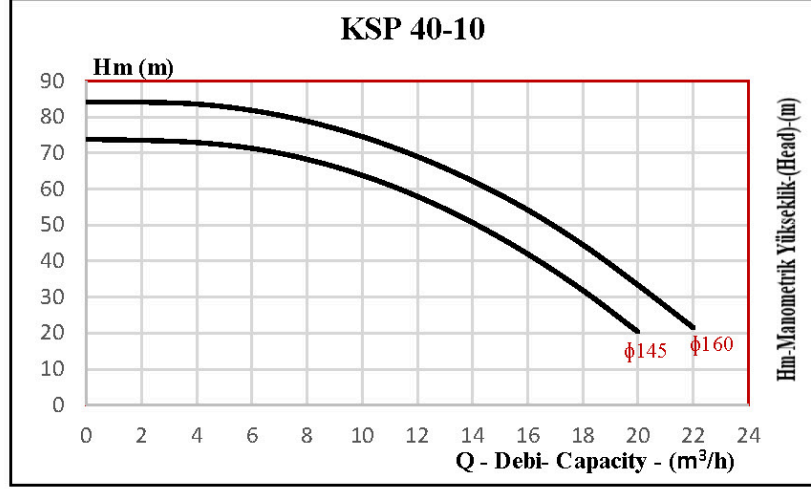


## KSP 40-10

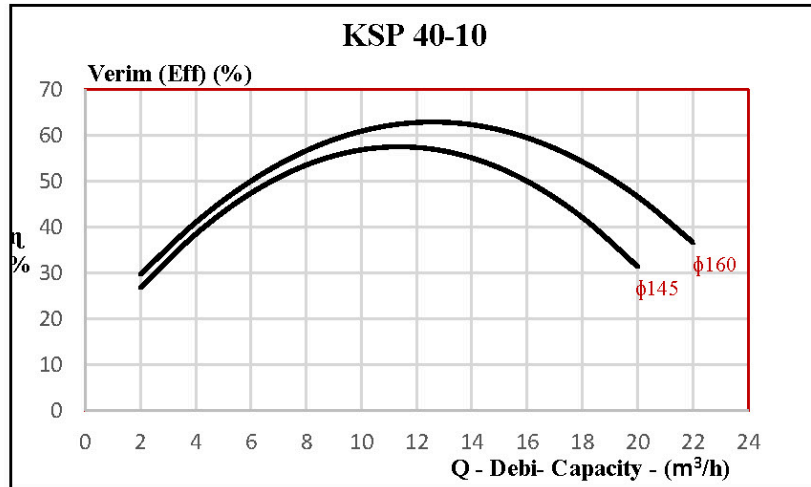
| Pompa Bilgileri       |           |                               |                   |
|-----------------------|-----------|-------------------------------|-------------------|
| Pompa Tipi            | KSP 40-10 | Sızdırmazlık                  | Yumuşak Salmastra |
| Çark Çapı (mm) $\phi$ | 145-160   | Yoğunluk (kg/m <sup>3</sup> ) | 1                 |
| Sıvı Cinsi            | Su        | Sıcaklık                      | -1°C- +110        |

| Motor Bilgileri    |       |
|--------------------|-------|
| Güç (HP)           | 7,5   |
| Voltaj (Volt)      | 380   |
| Faz                | 3     |
| Frekans (Hz)       | 50-60 |
| Devir (rpm) (d/dk) | 1500  |

| $\phi$ 145            |        | $\phi$ 160            |        |
|-----------------------|--------|-----------------------|--------|
| Q (m <sup>3</sup> /h) | Hm (m) | Q (m <sup>3</sup> /h) | Hm (m) |
| 2                     | 74     | 2                     | 84     |
| 4                     | 73     | 4                     | 84     |
| 6                     | 71     | 6                     | 82     |
| 8                     | 68     | 8                     | 79     |
| 10                    | 64     | 10                    | 75     |
| 12                    | 58     | 12                    | 69     |
| 14                    | 51     | 14                    | 62     |
| 16                    | 42     | 16                    | 54     |
| 18                    | 32     | 18                    | 45     |
| 20                    | 20     | 20                    | 33     |
|                       |        | 22                    | 22     |



|                               |                  |        |
|-------------------------------|------------------|--------|
| Pompa Tipi                    | KSP 40-10        |        |
| Kademe Sayısı                 | 10               |        |
| Motor                         | HP               | 5,5    |
|                               | Gövde            | 132 S4 |
| Flanşlar                      | DN1 (Emme) (mm)  | 50     |
|                               | DN2 (Basma) (mm) | 40     |
| Boyut Ölçüsü (mm)             | A                | 972    |
|                               | B                | 455    |
|                               | C                | 425    |
|                               | L                | 1457   |
|                               | lc               | 1285   |
|                               | lb               | 885    |
|                               | K                | 55     |
|                               | P                | 260    |
|                               | Pa               | 320    |
|                               | h1               | 185    |
| h2                            | 160              |        |
| Kaplin Ölçüsü ( $\phi$ ) (mm) | 95               |        |
| Ağırlık (kg)                  | 243              |        |

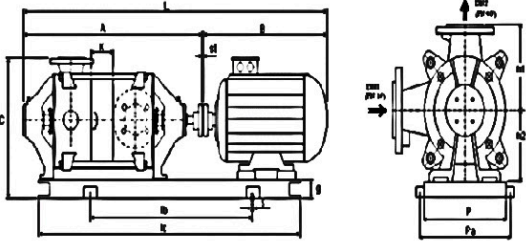


## KSP 40-9

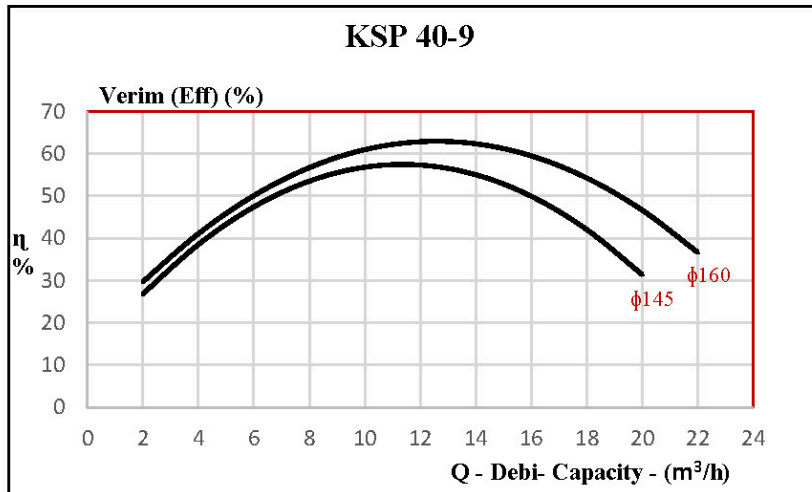
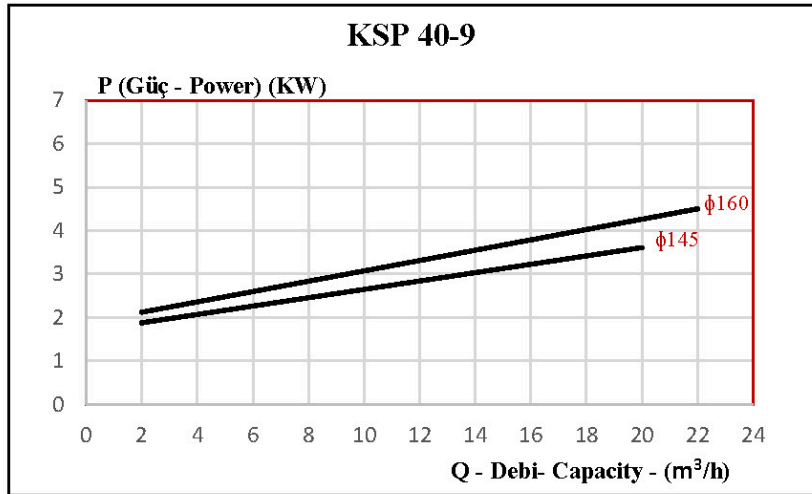
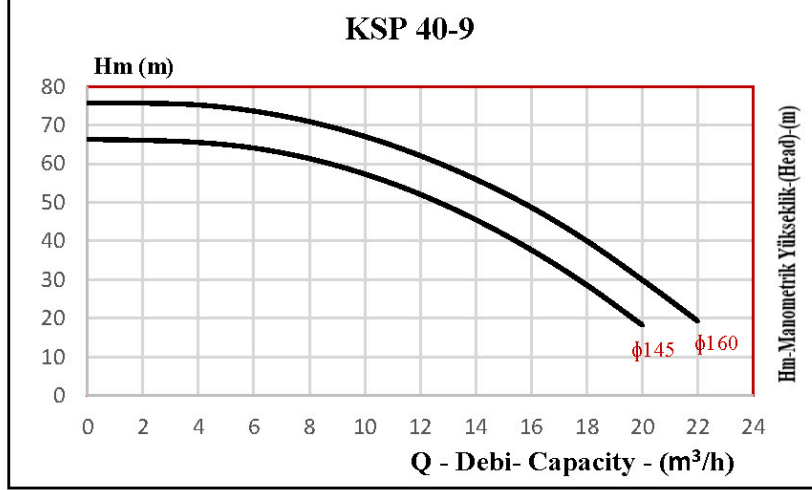
| Pompa Bilgileri       |          |                               |                   |
|-----------------------|----------|-------------------------------|-------------------|
| Pompa Tipi            | KSP 40-9 | Sızdırmazlık                  | Yumuşak Salmastra |
| Çark Çapı (mm) $\phi$ | 145-160  | Yoğunluk (kg/m <sup>3</sup> ) | 1                 |
| Sıvı Cinsi            | Su       | Sıcaklık                      | -1°C- +110        |

| Motor Bilgileri    |       |
|--------------------|-------|
| Güç (HP)           | 7,5   |
| Voltaj (Volt)      | 380   |
| Faz                | 3     |
| Frekans (Hz)       | 50-60 |
| Devir (rpm) (d/dk) | 1500  |

| $\phi$ 145            |        | $\phi$ 160            |        |
|-----------------------|--------|-----------------------|--------|
| Q (m <sup>3</sup> /h) | Hm (m) | Q (m <sup>3</sup> /h) | Hm (m) |
| 2                     | 66     | 2                     | 76     |
| 4                     | 66     | 4                     | 75     |
| 6                     | 64     | 6                     | 74     |
| 8                     | 61     | 8                     | 71     |
| 10                    | 57     | 10                    | 67     |
| 12                    | 52     | 12                    | 62     |
| 14                    | 46     | 14                    | 56     |
| 16                    | 38     | 16                    | 49     |
| 18                    | 29     | 18                    | 40     |
| 20                    | 18     | 20                    | 30     |
|                       |        |                       | 19     |



|                               |                  |        |
|-------------------------------|------------------|--------|
| Pompa Tipi                    | KSP 40-9         |        |
| Kademe Sayısı                 | 9                |        |
| Motor                         | HP               | 5,5    |
|                               | Gövde            | 132 S4 |
| Flanşlar                      | DN1 (Emme) (mm)  | 50     |
|                               | DN2 (Basma) (mm) | 40     |
| Boyut Ölçüsü (mm)             | A                | 917    |
|                               | B                | 455    |
|                               | C                | 425    |
|                               | L                | 1402   |
|                               | lc               | 1230   |
|                               | lb               | 830    |
|                               | K                | 55     |
|                               | P                | 260    |
|                               | Pa               | 320    |
|                               | h1               | 185    |
|                               | h2               | 160    |
| Kaplin Ölçüsü ( $\phi$ ) (mm) | 95               |        |
| Ağırlık (kg)                  | 230              |        |

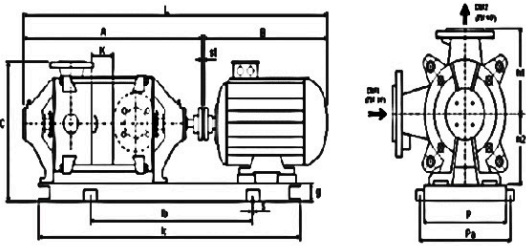
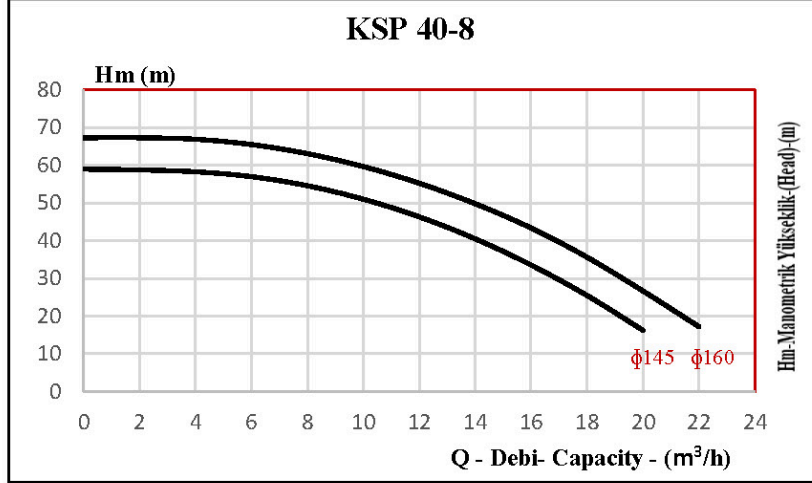


**KSP 40-8**

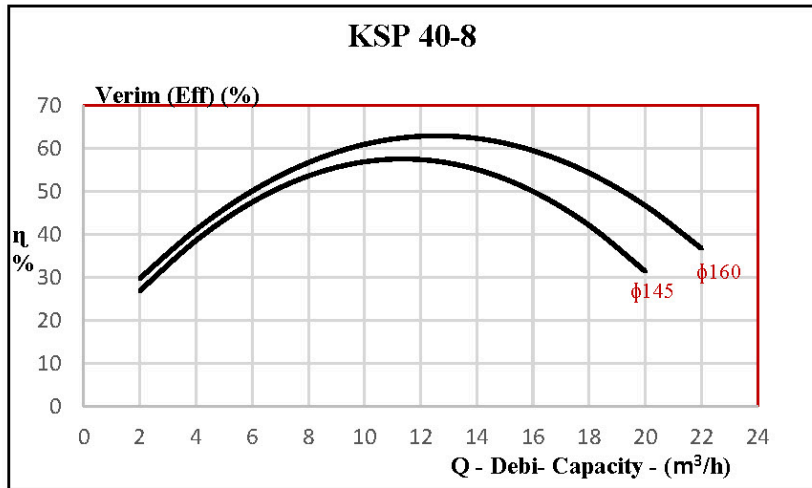
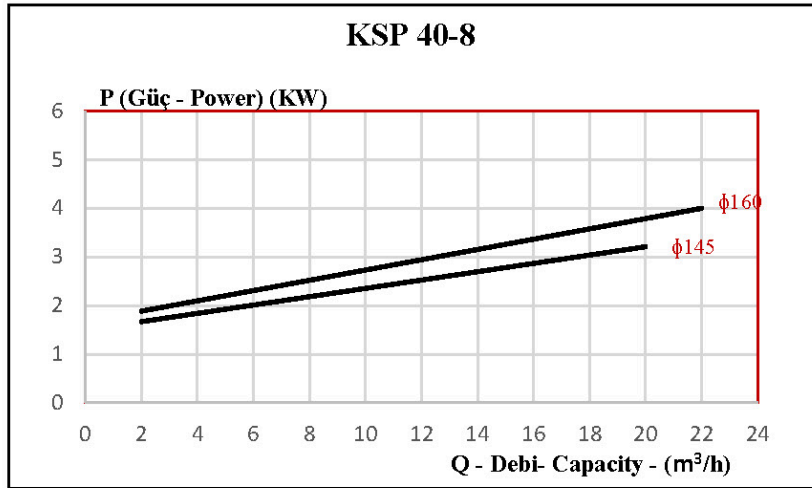
| Pompa Bilgileri       |          |                               |                   |
|-----------------------|----------|-------------------------------|-------------------|
| Pompa Tipi            | KSP 40-8 | Sızdırmazlık                  | Yumuşak Salmastra |
| Çark Çapı (mm) $\phi$ | 145-160  | Yoğunluk (kg/m <sup>3</sup> ) | 1                 |
| Sıvı Cinsi            | Su       | Sıcaklık                      | -1°C- +110        |

| Motor Bilgileri    |       |
|--------------------|-------|
| Güç (HP)           | 5,5   |
| Voltaj (Volt)      | 380   |
| Faz                | 3     |
| Frekans (Hz)       | 50-60 |
| Devir (rpm) (d/dk) | 1500  |

| $\phi$ 145            |        | $\phi$ 160            |        |
|-----------------------|--------|-----------------------|--------|
| Q (m <sup>3</sup> /h) | Hm (m) | Q (m <sup>3</sup> /h) | Hm (m) |
| 2                     | 59     | 2                     | 67     |
| 4                     | 58     | 4                     | 67     |
| 6                     | 57     | 6                     | 65     |
| 8                     | 55     | 8                     | 63     |
| 10                    | 51     | 10                    | 60     |
| 12                    | 46     | 12                    | 55     |
| 14                    | 41     | 14                    | 50     |
| 16                    | 34     | 16                    | 43     |
| 18                    | 25     | 18                    | 36     |
| 20                    | 16     | 20                    | 27     |
|                       |        | 22                    | 17     |



|                               |                  |        |
|-------------------------------|------------------|--------|
| Pompa Tipi                    | KSP 40-8         |        |
| Kademe Sayısı                 | 8                |        |
| Motor                         | HP               | 5,5    |
|                               | Gövde            | 112 M4 |
| Flanşlar                      | DN1 (Emme) (mm)  | 50     |
|                               | DN2 (Basma) (mm) | 40     |
| Boyut Ölçüsü (mm)             | A                | 862    |
|                               | B                | 394    |
|                               | C                | 410    |
|                               | L                | 1286   |
|                               | lc               | 1135   |
|                               | lb               | 735    |
|                               | K                | 55     |
|                               | P                | 230    |
|                               | Pa               | 290    |
|                               | h1               | 185    |
| h2                            | 160              |        |
| Kaplin Ölçüsü ( $\phi$ ) (mm) | 95               |        |
| Ağırlık (kg)                  | 200              |        |

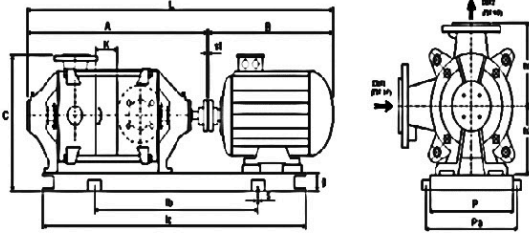
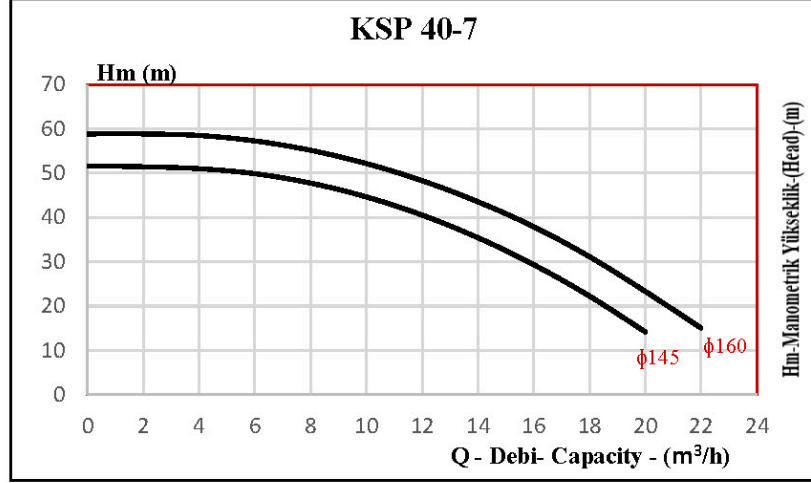


## KSP 40-7

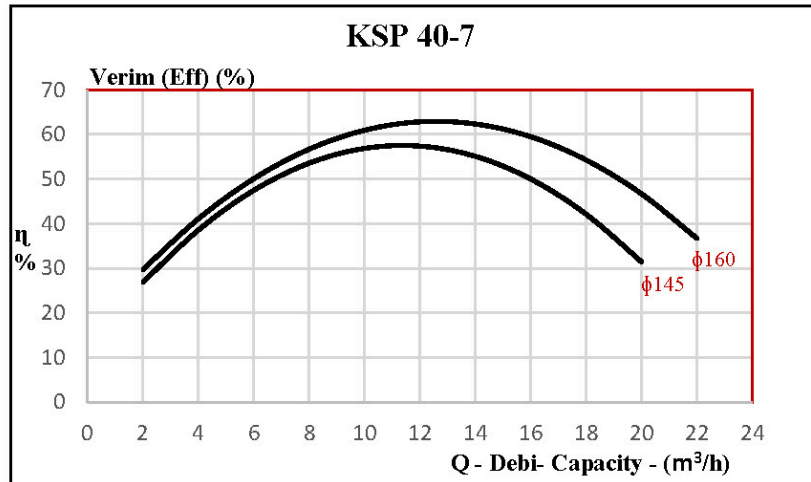
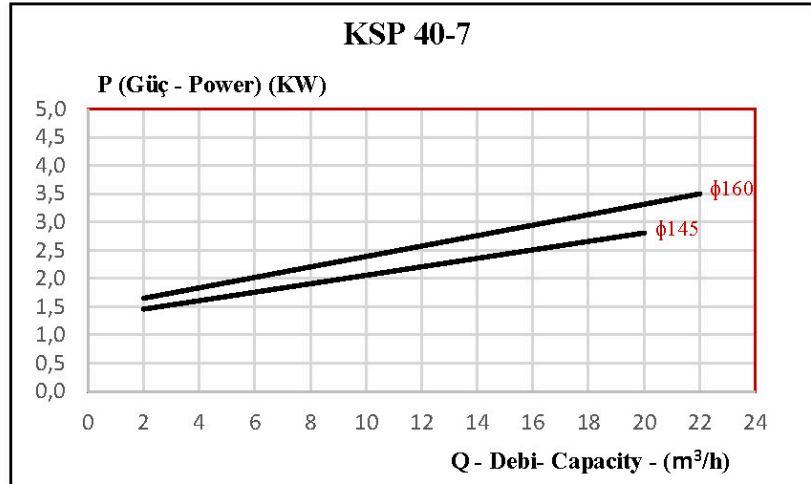
| Pompa Bilgileri       |          |                               |                   |
|-----------------------|----------|-------------------------------|-------------------|
| Pompa Tipi            | KSP 40-7 | Sızdırmazlık                  | Yumuşak Salmastra |
| Çark Çapı (mm) $\phi$ | 145-160  | Yoğunluk (kg/m <sup>3</sup> ) | 1                 |
| Sıvı Cinsi            | Su       | Sıcaklık                      | -1°C- +110        |

| Motor Bilgileri    |       |
|--------------------|-------|
| Güç (HP)           | 5,5   |
| Voltaj (Volt)      | 380   |
| Faz                | 3     |
| Frekans (Hz)       | 50-60 |
| Devir (rpm) (d/dk) | 1500  |

| $\phi$ 145            |        | $\phi$ 160            |        |
|-----------------------|--------|-----------------------|--------|
| Q (m <sup>3</sup> /h) | Hm (m) | Q (m <sup>3</sup> /h) | Hm (m) |
| 2                     | 51     | 2                     | 59     |
| 4                     | 51     | 4                     | 59     |
| 6                     | 50     | 6                     | 57     |
| 8                     | 48     | 8                     | 55     |
| 10                    | 45     | 10                    | 52     |
| 12                    | 41     | 12                    | 48     |
| 14                    | 35     | 14                    | 44     |
| 16                    | 29     | 16                    | 38     |
| 18                    | 22     | 18                    | 31     |
| 20                    | 14     | 20                    | 23     |
|                       |        | 22                    | 15     |



|                               |                  |        |
|-------------------------------|------------------|--------|
| Pompa Tipi                    | KSP 40-7         |        |
| Kademe Sayısı                 | 7                |        |
| Motor                         | HP               | 5,5    |
|                               | Gövde            | 112 M4 |
| Flanşlar                      | DN1 (Emme) (mm)  | 50     |
|                               | DN2 (Basma) (mm) | 40     |
| Boyut Ölçüsü (mm)             | A                | 807    |
|                               | B                | 394    |
|                               | C                | 410    |
|                               | L                | 1231   |
|                               | lc               | 1080   |
|                               | lb               | 680    |
|                               | K                | 55     |
|                               | P                | 230    |
|                               | Pa               | 290    |
|                               | h1               | 185    |
| h2                            | 160              |        |
| Kaplin Ölçüsü ( $\phi$ ) (mm) | 95               |        |
| Ağırlık (kg)                  | 188              |        |

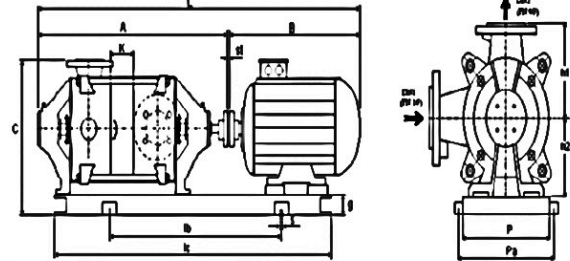
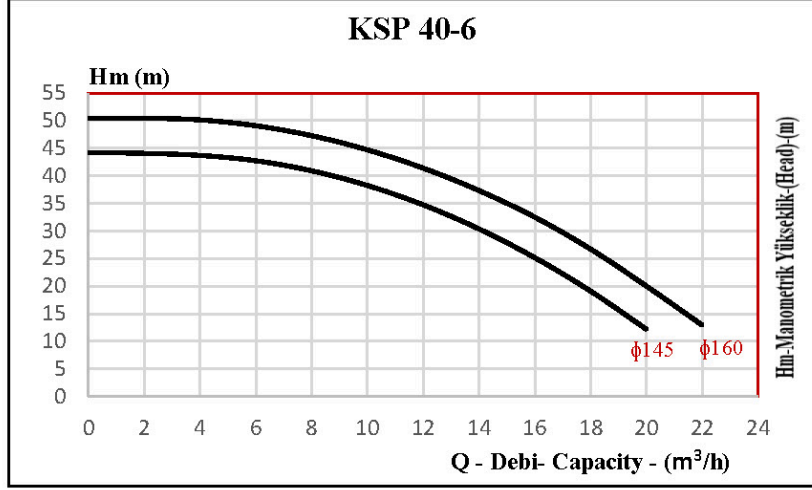


**KSP 40-6**

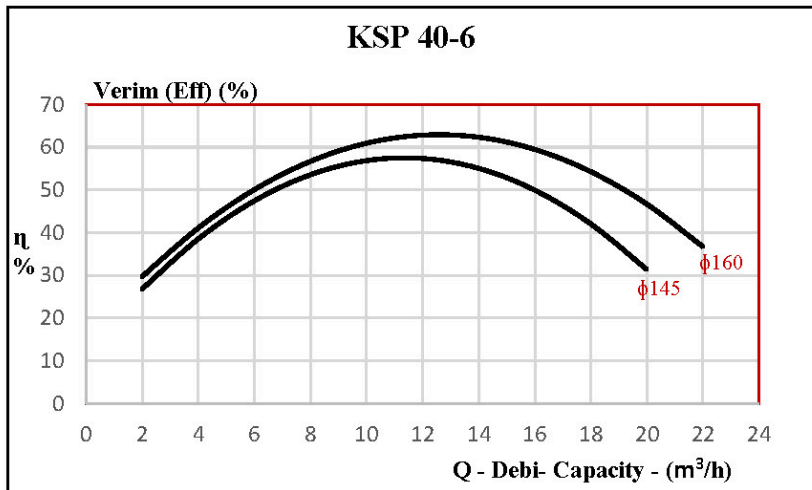
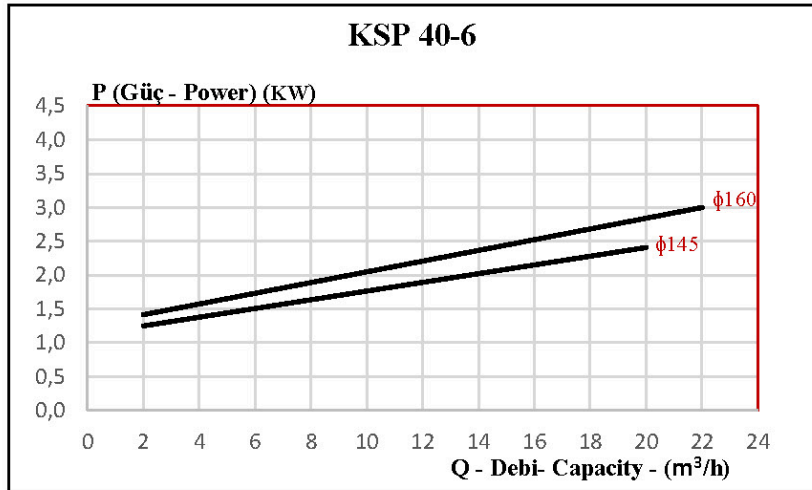
| Pompa Bilgileri       |          |                               |                   |
|-----------------------|----------|-------------------------------|-------------------|
| Pompa Tipi            | KSP 40-6 | Sızdırmazlık                  | Yumuşak Salmastra |
| Çark Çapı (mm) $\phi$ | 145-160  | Yoğunluk (kg/m <sup>3</sup> ) | 1                 |
| Sıvı Cinsi            | Su       | Sıcaklık                      | -1°C- +110        |

| Motor Bilgileri    |       |
|--------------------|-------|
| Güç (HP)           | 4     |
| Voltaj (Volt)      | 380   |
| Faz                | 3     |
| Frekans (Hz)       | 50-60 |
| Devir (rpm) (d/dk) | 1500  |

| $\phi$ 145            |        | $\phi$ 160            |        |
|-----------------------|--------|-----------------------|--------|
| Q (m <sup>3</sup> /h) | Hm (m) | Q (m <sup>3</sup> /h) | Hm (m) |
| 2                     | 44     | 2                     | 50     |
| 4                     | 44     | 4                     | 50     |
| 6                     | 43     | 6                     | 49     |
| 8                     | 41     | 8                     | 47     |
| 10                    | 38     | 10                    | 45     |
| 12                    | 35     | 12                    | 41     |
| 14                    | 30     | 14                    | 37     |
| 16                    | 25     | 16                    | 33     |
| 18                    | 19     | 18                    | 27     |
| 20                    | 12     | 20                    | 20     |
|                       |        | 22                    | 13     |



|                               |                  |        |
|-------------------------------|------------------|--------|
| Pompa Tipi                    | KSP 40-6         |        |
| Kademe Sayısı                 | 6                |        |
| Motor                         | HP               | 4      |
|                               | Gövde            | 100 L4 |
| Flanşlar                      | DN1 (Emme) (mm)  | 50     |
|                               | DN2 (Basma) (mm) | 40     |
| Boyut Ölçüsü (mm)             | A                | 752    |
|                               | B                | 375    |
|                               | C                | 410    |
|                               | L                | 1157   |
|                               | lc               | 1020   |
|                               | lb               | 620    |
|                               | K                | 55     |
|                               | P                | 230    |
|                               | Pa               | 290    |
|                               | h1               | 185    |
| h2                            | 160              |        |
| Kaplin Ölçüsü ( $\phi$ ) (mm) | 95               |        |
| Ağırlık (kg)                  | 170              |        |

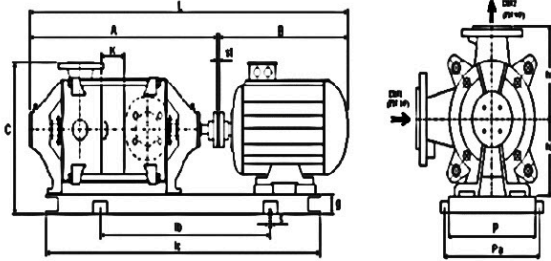
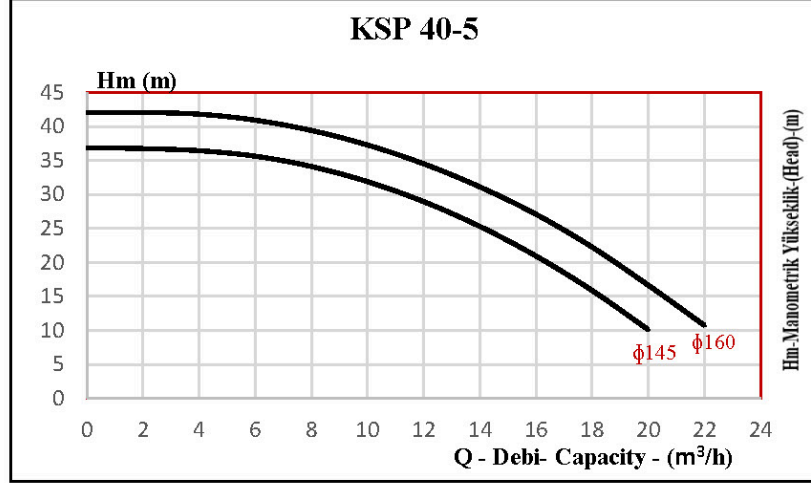


**KSP 40-5**

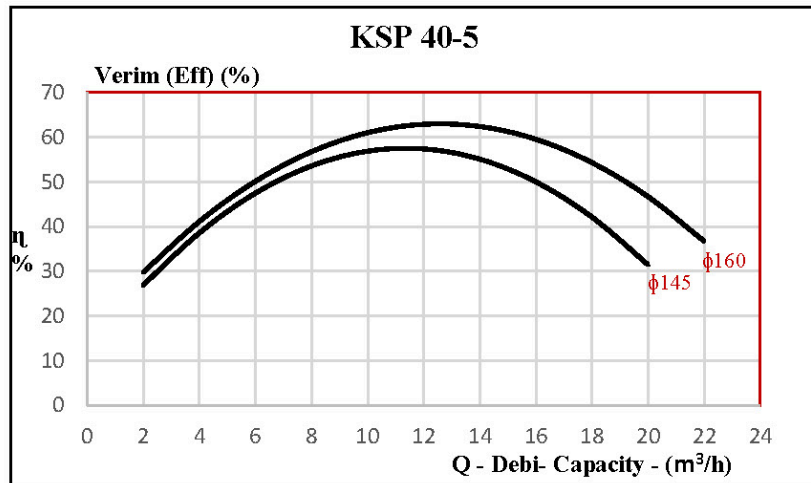
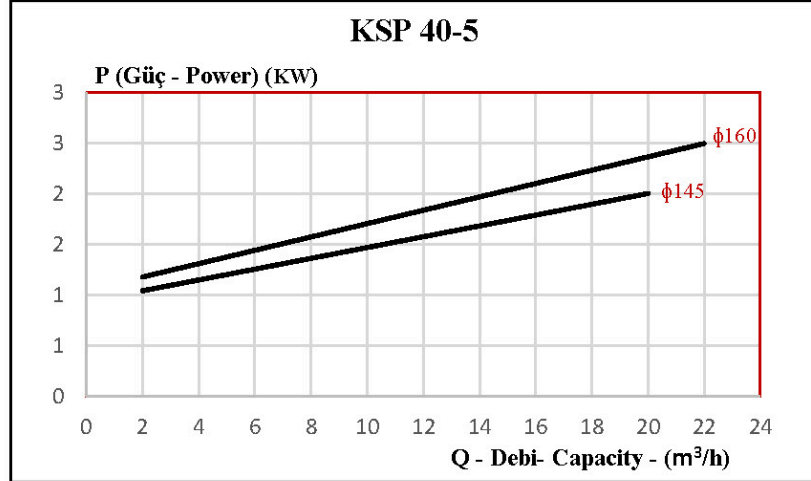
| Pompa Bilgileri       |          |                               |                   |
|-----------------------|----------|-------------------------------|-------------------|
| Pompa Tipi            | KSP 40-5 | Sızdırmazlık                  | Yumuşak Salmastra |
| Çark Çapı (mm) $\phi$ | 145-160  | Yoğunluk (kg/m <sup>3</sup> ) | 1                 |
| Sıvı Cinsi            | Su       | Sıcaklık                      | -1°C- +110        |

| Motor Bilgileri    |       |
|--------------------|-------|
| Güç (HP)           | 4     |
| Voltaj (Volt)      | 380   |
| Faz                | 3     |
| Frekans (Hz)       | 50-60 |
| Devir (rpm) (d/dk) | 1500  |

| $\phi$ 145            |        | $\phi$ 160            |        |
|-----------------------|--------|-----------------------|--------|
| Q (m <sup>3</sup> /h) | Hm (m) | Q (m <sup>3</sup> /h) | Hm (m) |
| 2                     | 37     | 2                     | 42     |
| 4                     | 36     | 4                     | 42     |
| 6                     | 36     | 6                     | 41     |
| 8                     | 34     | 8                     | 39     |
| 10                    | 32     | 10                    | 37     |
| 12                    | 29     | 12                    | 35     |
| 14                    | 25     | 14                    | 31     |
| 16                    | 21     | 16                    | 27     |
| 18                    | 16     | 18                    | 22     |
| 20                    | 10     | 20                    | 17     |
|                       |        | 22                    | 11     |



|                               |                  |        |
|-------------------------------|------------------|--------|
| Pompa Tipi                    | KSP 40-5         |        |
| Kademe Sayısı                 | 5                |        |
| Motor                         | HP               | 4      |
|                               | Gövde            | 100 L4 |
| Flanşlar                      | DN1 (Emme) (mm)  | 50     |
|                               | DN2 (Basma) (mm) | 40     |
| Boyut Ölçüsü (mm)             | A                | 697    |
|                               | B                | 375    |
|                               | C                | 410    |
|                               | L                | 1102   |
|                               | lc               | 965    |
|                               | lb               | 565    |
|                               | K                | 55     |
|                               | P                | 230    |
|                               | Pa               | 290    |
|                               | h1               | 185    |
| h2                            | 160              |        |
| Kaplin Ölçüsü ( $\phi$ ) (mm) | 95               |        |
| Ağırlık (kg)                  | 154              |        |

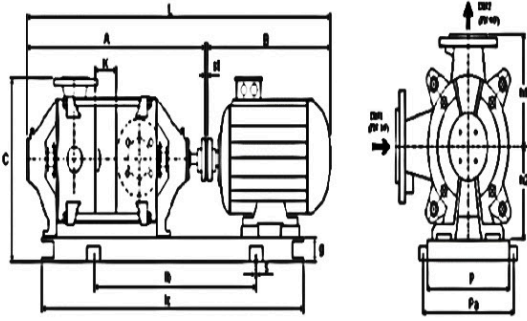
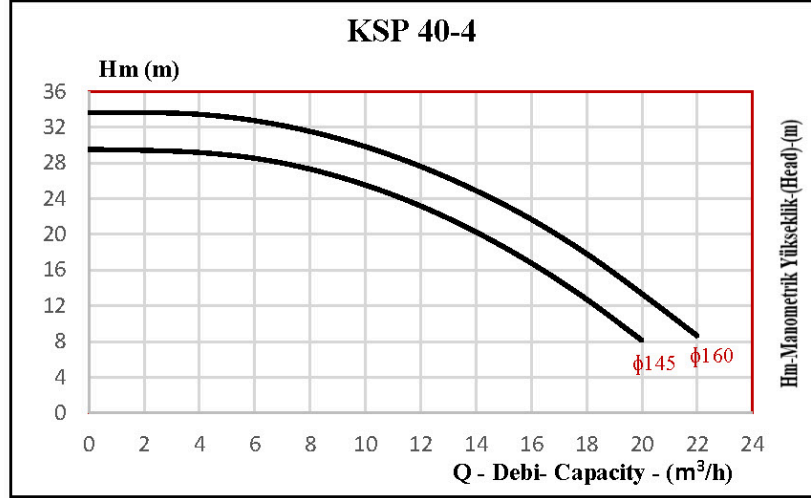


## KSP 40-4

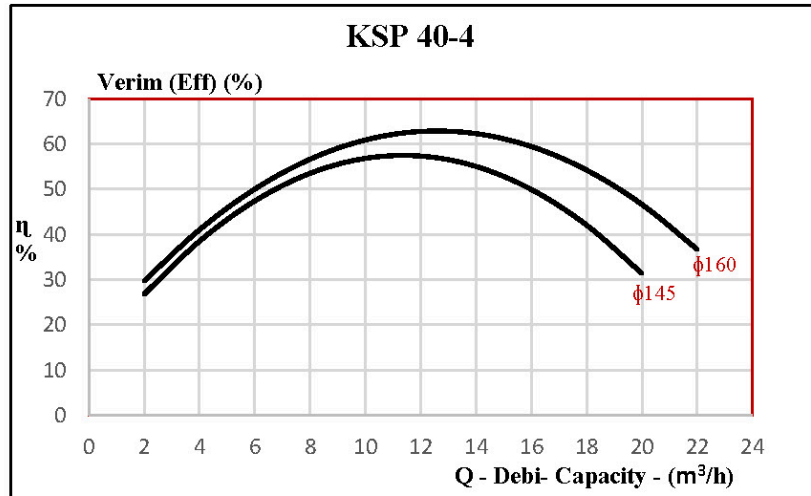
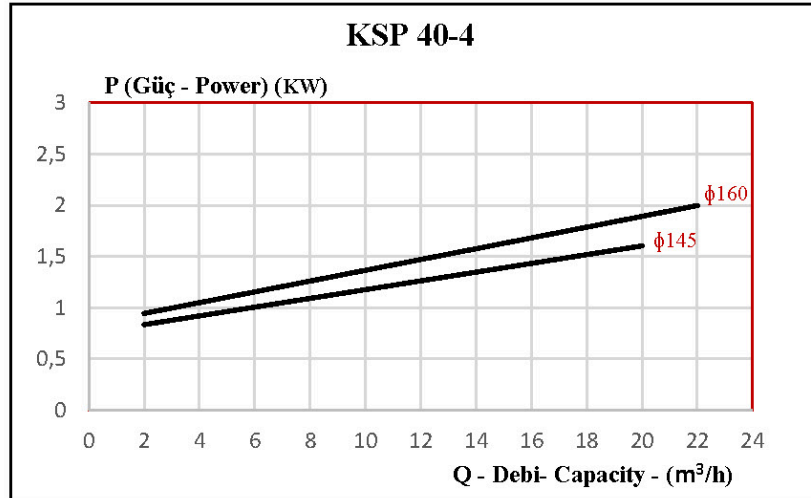
| Pompa Bilgileri       |          |                               |                   |
|-----------------------|----------|-------------------------------|-------------------|
| Pompa Tipi            | KSP 40-4 | Sızdırmazlık                  | Yumuşak Salmastra |
| Çark Çapı (mm) $\phi$ | 145-160  | Yoğunluk (kg/m <sup>3</sup> ) | 1                 |
| Sıvı Cinsi            | Su       | Sıcaklık                      | -1°C- +110        |

| Motor Bilgileri    |       |
|--------------------|-------|
| Güç (HP)           | 3     |
| Voltaj (Volt)      | 380   |
| Faz                | 3     |
| Frekans (Hz)       | 50-60 |
| Devir (rpm) (d/dk) | 1500  |

| $\phi$ 145            |        | $\phi$ 160            |        |
|-----------------------|--------|-----------------------|--------|
| Q (m <sup>3</sup> /h) | Hm (m) | Q (m <sup>3</sup> /h) | Hm (m) |
| 2                     | 29     | 2                     | 34     |
| 4                     | 29     | 4                     | 33     |
| 6                     | 29     | 6                     | 33     |
| 8                     | 27     | 8                     | 32     |
| 10                    | 26     | 10                    | 30     |
| 12                    | 23     | 12                    | 28     |
| 14                    | 20     | 14                    | 25     |
| 16                    | 17     | 16                    | 22     |
| 18                    | 13     | 18                    | 18     |
| 20                    | 8      | 20                    | 13     |
|                       |        | 22                    | 8.6    |



|                               |                  |        |
|-------------------------------|------------------|--------|
| Pompa Tipi                    | KSP 40-4         |        |
| Kademe Sayısı                 | 4                |        |
| Motor                         | HP               | 3      |
|                               | Gövde            | 100 L4 |
| Flanşlar                      | DN1 (Emme) (mm)  | 50     |
|                               | DN2 (Basma) (mm) | 40     |
| Boyut Ölçüsü (mm)             | A                | 642    |
|                               | B                | 375    |
|                               | C                | 410    |
|                               | L                | 1079   |
|                               | lc               | 890    |
|                               | lb               | 490    |
|                               | K                | 55     |
|                               | P                | 230    |
|                               | Pa               | 290    |
|                               | h1               | 185    |
| h2                            | 160              |        |
| Kaplin Ölçüsü ( $\phi$ ) (mm) | 95               |        |
| Ağırlık (kg)                  | 137              |        |



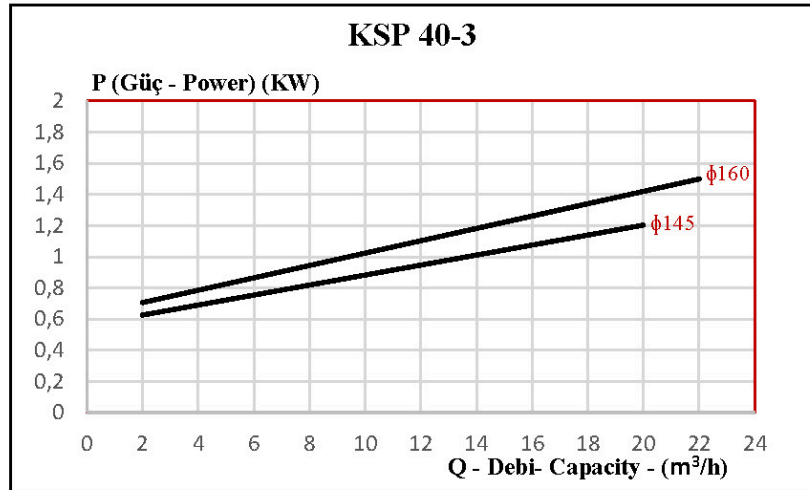
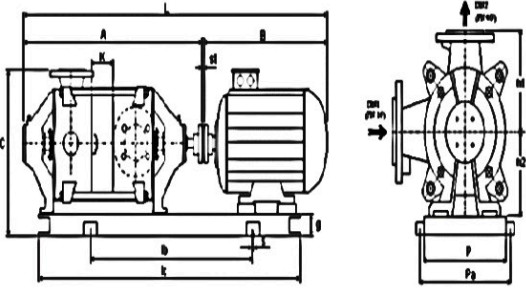
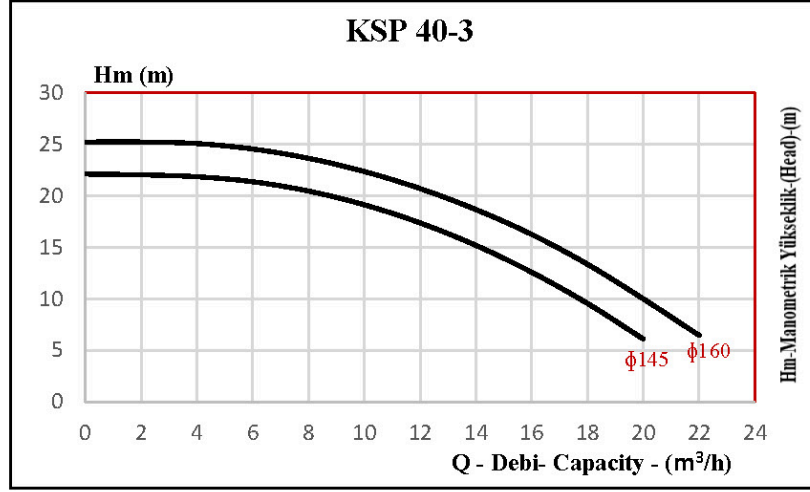


## KSP 40-3

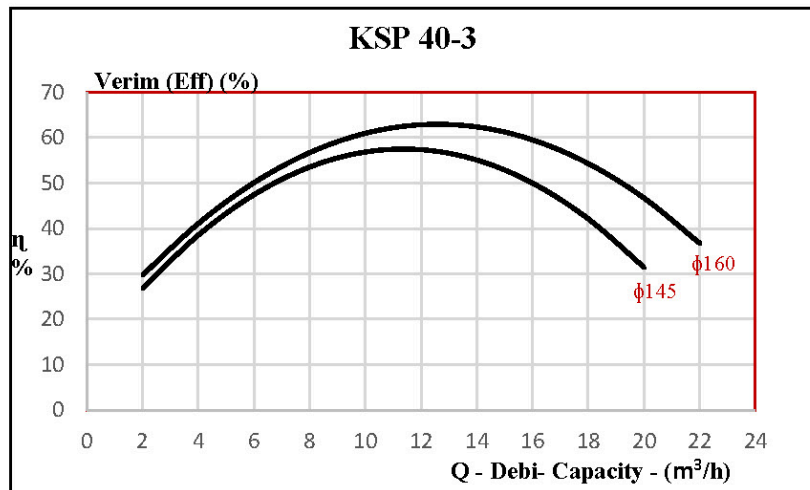
| Pompa Bilgileri       |          |                               |                   |
|-----------------------|----------|-------------------------------|-------------------|
| Pompa Tipi            | KSP 40-3 | Sızdırmazlık                  | Yumuşak Salmastra |
| Çark Çapı (mm) $\phi$ | 145-160  | Yoğunluk (kg/m <sup>3</sup> ) | 1                 |
| Sıvı Cinsi            | Su       | Sıcaklık                      | -1°C- +110        |

| Motor Bilgileri    |       |
|--------------------|-------|
| Güç (HP)           | 2     |
| Voltaj (Volt)      | 380   |
| Faz                | 3     |
| Frekans (Hz)       | 50-60 |
| Devir (rpm) (d/dk) | 1500  |

| $\phi$ 145            |        | $\phi$ 160            |        |
|-----------------------|--------|-----------------------|--------|
| Q (m <sup>3</sup> /h) | Hm (m) | Q (m <sup>3</sup> /h) | Hm (m) |
| 2                     |        | 2                     | 25     |
| 4                     | 22     | 4                     | 25     |
| 6                     | 21     | 6                     | 25     |
| 8                     | 20     | 8                     | 24     |
| 10                    | 19     | 10                    | 22     |
| 12                    | 17     | 12                    | 21     |
| 14                    | 15     | 14                    | 19     |
| 16                    | 13     | 16                    | 16     |
| 18                    | 10     | 18                    | 13     |
| 20                    | 6      | 20                    | 10     |
|                       |        | 22                    | 6      |



|                               |                  |       |
|-------------------------------|------------------|-------|
| Pompa Tipi                    | KSP 40-3         |       |
| Kademe Sayısı                 | 3                |       |
| Motor                         | HP               | 2     |
|                               | Gövde            | 90 L4 |
| Flanşlar                      | DN1 (Emme) (mm)  | 50    |
|                               | DN2 (Basma) (mm) | 40    |
| Boyut Ölçüsü (mm)             | A                | 587   |
|                               | B                | 333   |
|                               | C                | 410   |
|                               | L                | 955   |
|                               | lc               | 820   |
|                               | lb               | 420   |
|                               | K                | 55    |
|                               | P                | 230   |
|                               | Pa               | 290   |
|                               | h1               | 185   |
| h2                            | 160              |       |
| Kaplin Ölçüsü ( $\phi$ ) (mm) | 95               |       |
| Ağırlık (kg)                  | 120              |       |

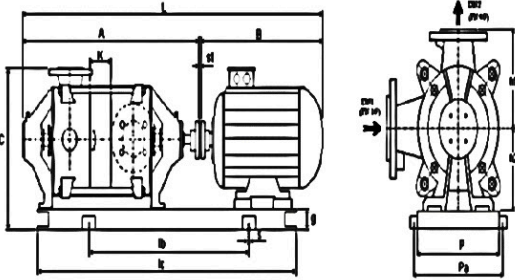
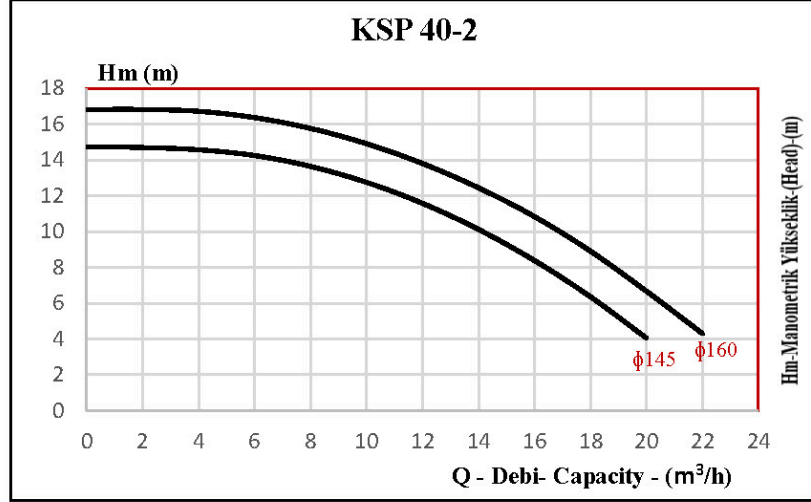


## KSP 40-2

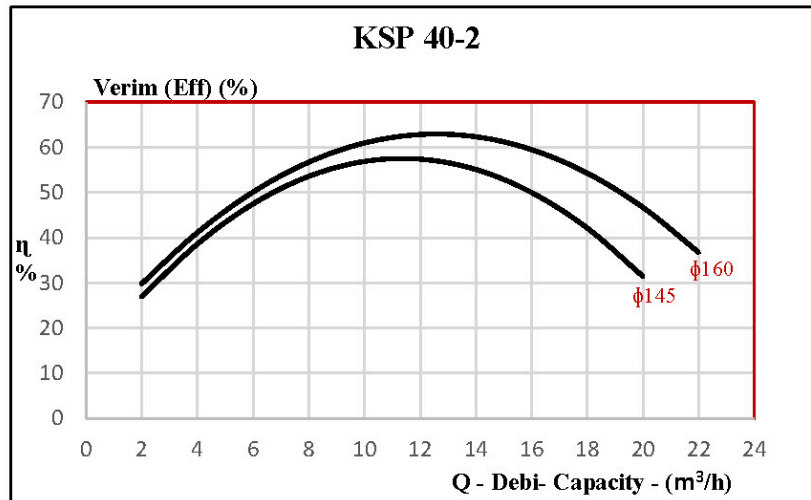
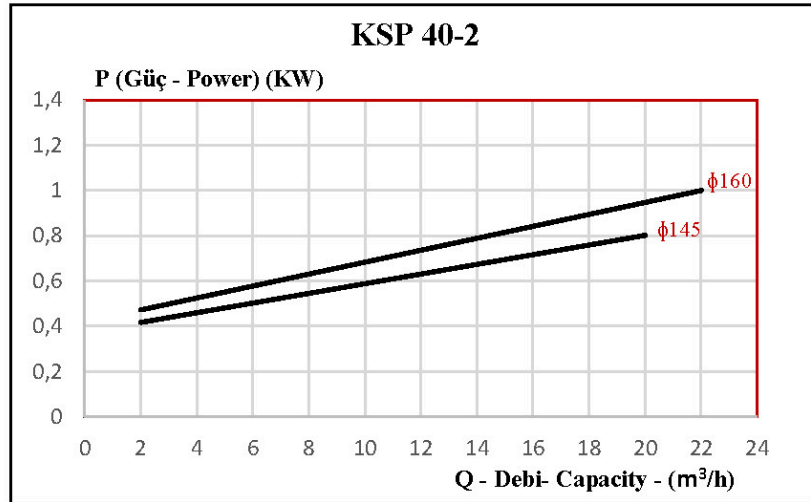
| Pompa Bilgileri       |          |                               |                   |
|-----------------------|----------|-------------------------------|-------------------|
| Pompa Tipi            | KSP 40-2 | Sızdırmazlık                  | Yumuşak Salmastra |
| Çark Çapı (mm) $\phi$ | 145-160  | Yoğunluk (kg/m <sup>3</sup> ) | 1                 |
| Sıvı Cinsi            | Su       | Sıcaklık                      | -1°C- +110        |

| Motor Bilgileri    |       |
|--------------------|-------|
| Güç (KW)           | 1,1   |
| Voltaj (Volt)      | 380   |
| Faz                | 3     |
| Frekans (Hz)       | 50-60 |
| Devir (rpm) (d/dk) | 1500  |

| $\phi$ 145            |        | $\phi$ 160            |        |
|-----------------------|--------|-----------------------|--------|
| Q (m <sup>3</sup> /h) | Hm (m) | Q (m <sup>3</sup> /h) | Hm (m) |
| 2                     | 15     | 2                     | 17     |
| 4                     | 15     | 4                     | 17     |
| 6                     | 14     | 6                     | 16     |
| 8                     | 14     | 8                     | 16     |
| 10                    | 13     | 10                    | 15     |
| 12                    | 12     | 12                    | 14     |
| 14                    | 10     | 14                    | 12     |
| 16                    | 8      | 16                    | 11     |
| 18                    | 6      | 18                    | 9      |
| 20                    | 4      | 20                    | 7      |
|                       |        | 22                    | 4      |



|                               |                  |       |
|-------------------------------|------------------|-------|
| Pompa Tipi                    | KSP 40-2         |       |
| Kademe Sayısı                 | 2                |       |
| Motor                         | KW               | 1,1   |
|                               | Gövde            | 90 S4 |
| Flanşlar                      | DN1 (Emme) (mm)  | 50    |
|                               | DN2 (Basma) (mm) | 40    |
| Boyut Ölçüsü (mm)             | A                | 532   |
|                               | B                | 308   |
|                               | C                | 410   |
|                               | L                | 865   |
|                               | lc               | 735   |
|                               | lb               | 335   |
|                               | K                | 55    |
|                               | P                | 230   |
|                               | Pa               | 290   |
|                               | h1               | 185   |
|                               | h2               | 160   |
| Kaplin Ölçüsü ( $\phi$ ) (mm) | 80               |       |
| Ağırlık (kg)                  | 105              |       |



**ÇOK KADEMELİ POMPALAR**  
**KSP SERİSİ**  
**KSP 40-1**  
**1450 d/dk**

**TEK KADEME İÇİN KARAKTERİSTİK EĞRİLER**  
**Single Stage Performance Curves**

