

2950 d/dk

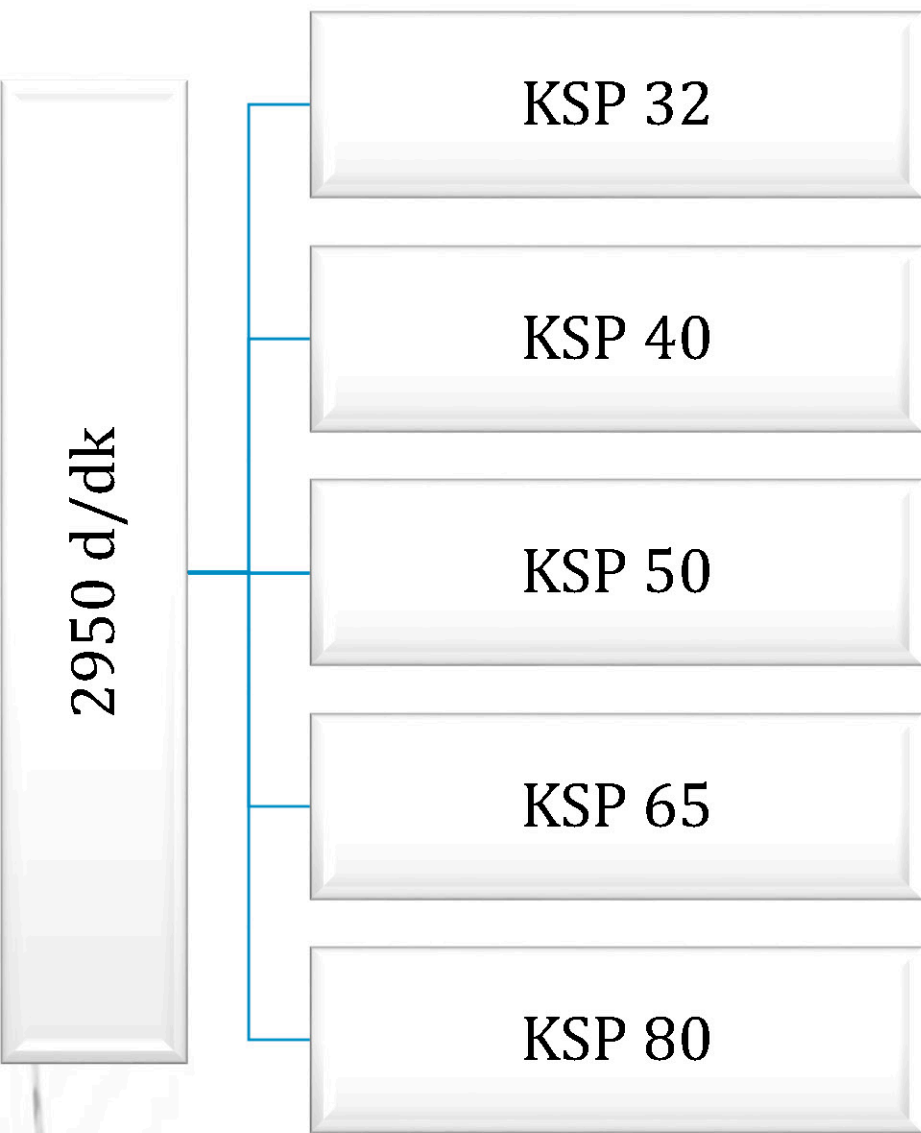
KSP 32

KSP 40

KSP 50

KSP 65

KSP 80

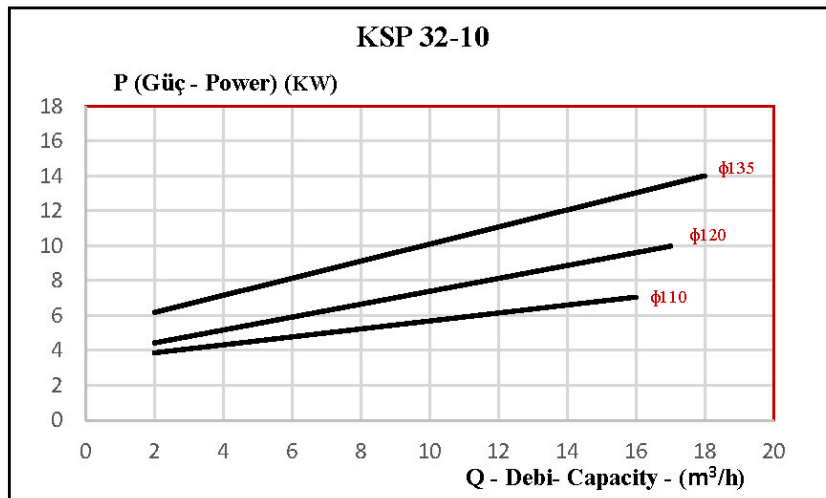
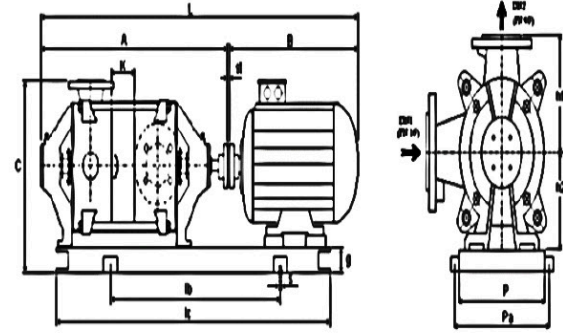
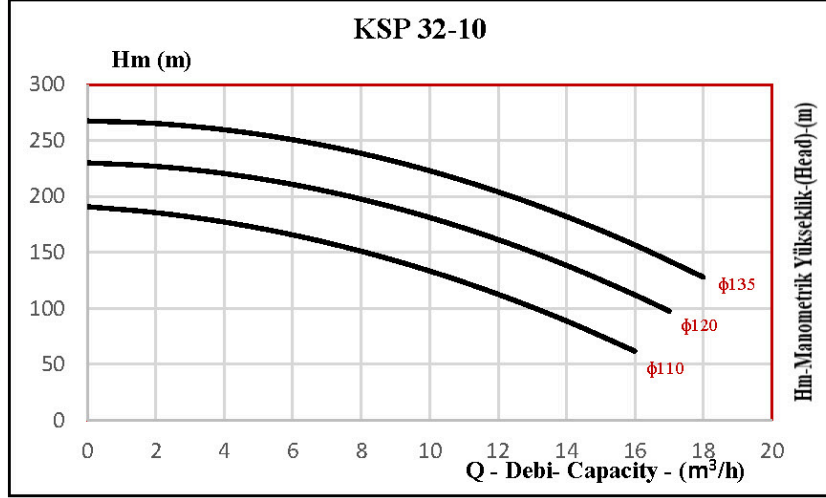


KSP 32-10

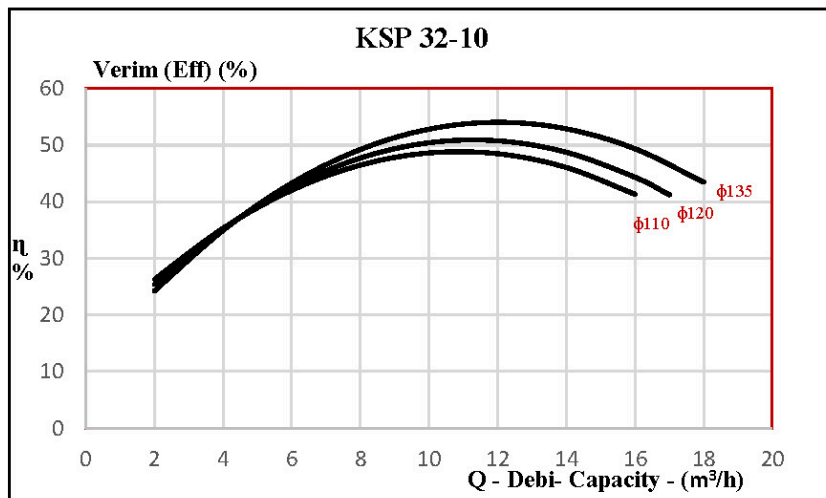
Pompa Bilgileri			
Pompa Tipi	KSP 32-10	Sızdırmazlık	Yumuşak Salmastra
Çark Çapı (mm) ϕ	110-120-135	Yoğunluk (kg/m ³)	1
Sıvı Cinsi	Su	Sıcaklık	-1°C- +110

Motor Bilgileri	
Güç (HP)	20
Voltaj (Volt)	380
Faz	3
Frekans (Hz)	50-60
Devir (rpm) (d/dk)	3000

ϕ 110		ϕ 120		ϕ 135	
Q (m ³ /h)	Hm (m)	Q (m ³ /h)	Hm (m)	Q (m ³ /h)	Hm (m)
4	177	4	221	4	260
6	166	6	211	6	251
8	151	8	198	8	239
10	133	10	181	10	223
12	113	12	162	12	204
14	89	14	138	14	182
16	62	16	112	16	157
		17	98	18	128



Pompa Tipi	KSP 32-10	
Kademe Sayısı	10	
Motor	HP	20
	Gövde	160 M2
Flanşlar	DN1 (Emme) (mm)	50
	DN2 (Basma) (mm)	32
Boyut Ölçüsü (mm)	A	885
	B	601
	C	393
	L	1521
	lc	1325
	lb	925
	K	45
	P	315
	Pa	372
	h1	153
h2	132	
Kaplin Ölçüsü (ϕ) (mm)	125	
Ağırlık (kg)	250	



KSP 32-9

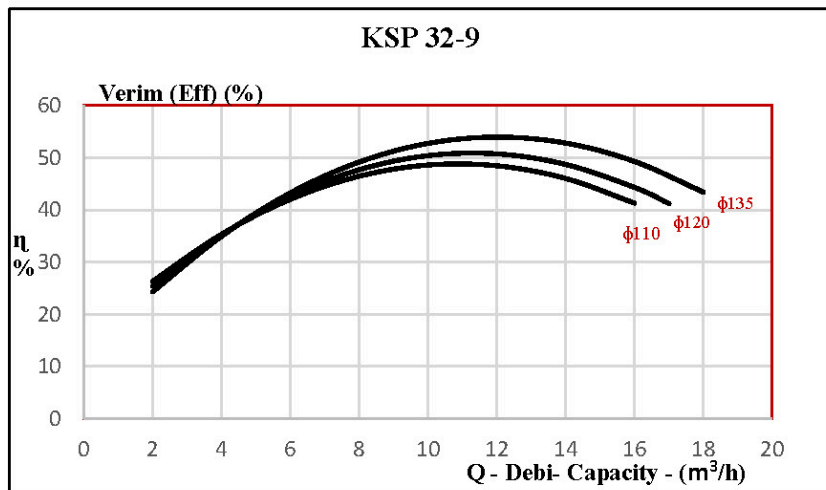
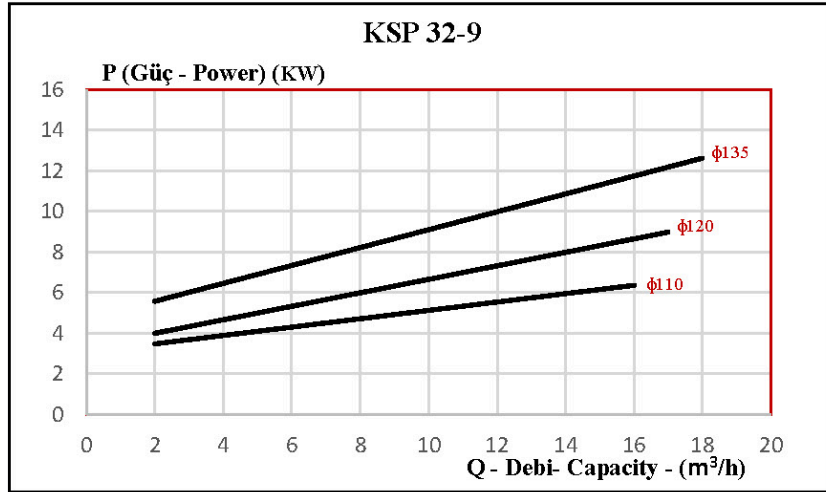
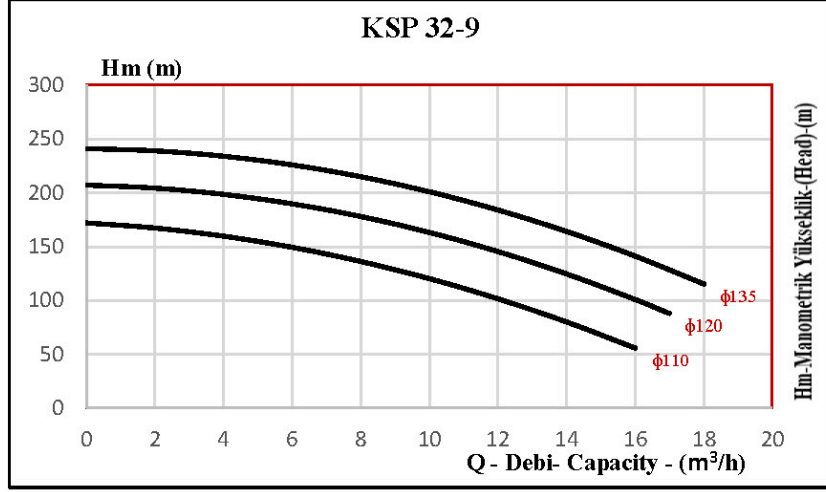
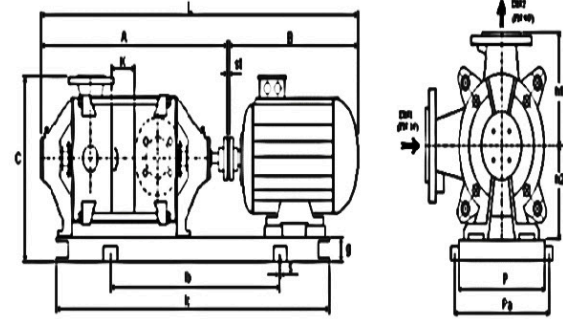
Pompa Bilgileri

Pompa Tipi	KSP 32-9	Sızdırmazlık	Yumuşak Salmastra
Çark Çapı (mm) ϕ	110-120-135	Yoğunluk (kg/m ³)	1
Sıvı Cinsi	Su	Sıcaklık	-1°C-+110

Motor Bilgileri

Güç (HP)	20
Voltaj (Volt)	380
Faz	3
Frekans (Hz)	50-60
Devir (rpm) (d/dk)	3000

ϕ 110		ϕ 120		ϕ 135	
Q (m ³ /h)	Hm (m)	Q (m ³ /h)	Hm (m)	Q (m ³ /h)	Hm (m)
4	160	4	199	4	234
6	149	6	190	6	226
8	136	8	178	8	215
10	120	10	163	10	201
12	101	12	145	12	184
14	80	14	125	14	164
16	56	16	101	16	141
		17	88	18	115



Pompa Tipi	KSP 32-9	
Kademe Sayısı	9	
Motor	HP	20
	Gövde	160 M2
Flanşlar	DN1 (Emme) (mm)	50
	DN2 (Basma) (mm)	32
Boyut Ölçüsü (mm)	A	840
	B	601
	C	393
	L	1476
	lc	1280
	lb	880
	K	45
	P	315
	Pa	372
	h1	153
	h2	132
Kaplin Ölçüsü (ϕ) (mm)	125	
Ağırlık (kg)	244	

KSP 32-8

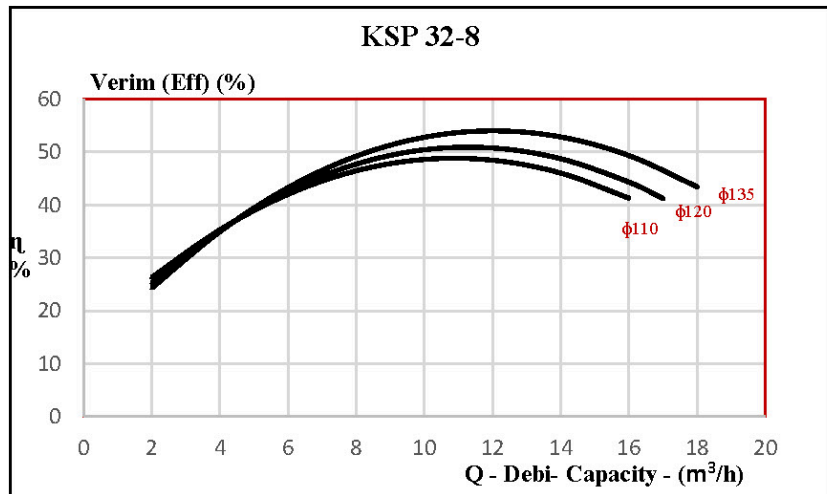
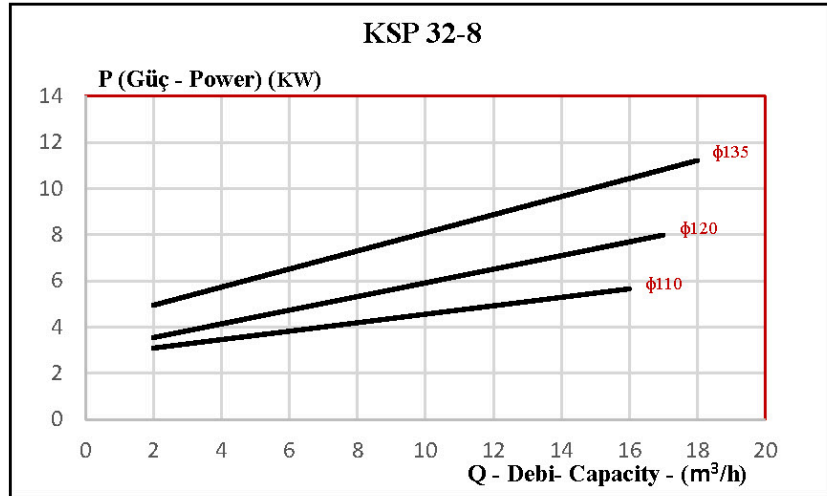
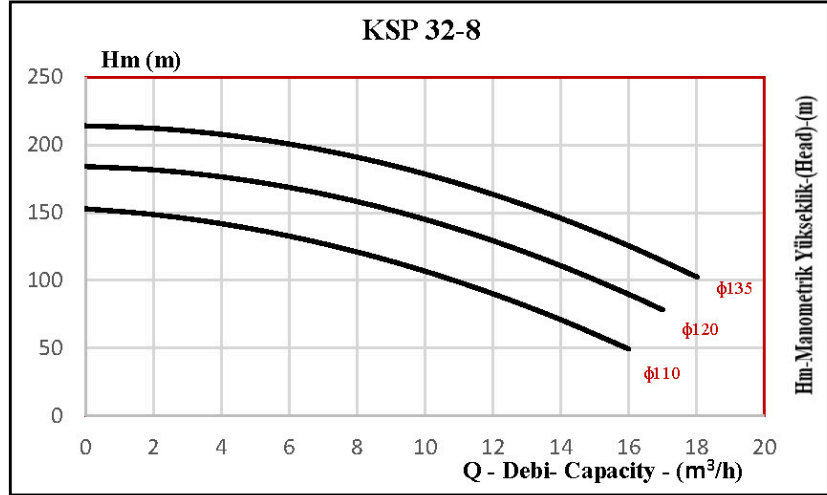
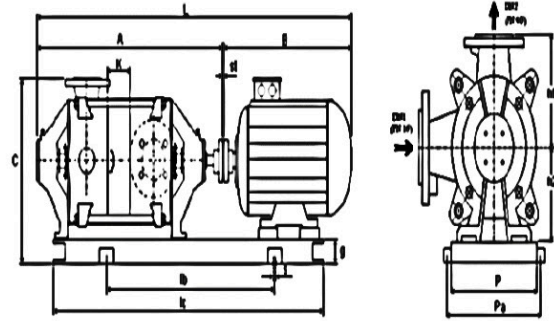
Pompa Bilgileri

Pompa Tipi	KSP 32-8	Sızdırmazlık	Yumuşak Salmastra
Çark Çapı (mm) ϕ	110-120-135	Yoğunluk (kg/m ³)	1
Sıvı Cinsi	Su	Sıcaklık	-1°C- +110

Motor Bilgileri

Güç (HP)	15
Voltaj (Volt)	380
Faz	3
Frekans (Hz)	50-60
Devir (rpm) (d/dk)	3000

ϕ 110		ϕ 120		ϕ 135	
Q (m ³ /h)	Hm (m)	Q (m ³ /h)	Hm (m)	Q (m ³ /h)	Hm (m)
4	142	4	176	4	208
6	133	6	169	6	201
8	121	8	158	8	191
10	107	10	145	10	179
12	90	12	129	12	163
14	71	14	111	14	146
16	49	16	90	16	125
		17	78	18	102



Pompa Tipi	KSP 32-8	
Kademe Sayısı	8	
Motor	HP	15
	Gövde	160 M2
Flanşlar	DN1 (Emme) (mm)	50
	DN2 (Basma) (mm)	32
Boyut Ölçüsü (mm)	A	795
	B	601
	C	393
	L	1431
	lc	1235
	lb	835
	K	45
	P	315
	Pa	372
h1	153	
h2	132	
Kaplin Ölçüsü (ϕ) (mm)	125	
Ağırlık (kg)	226	

KSP 32-7

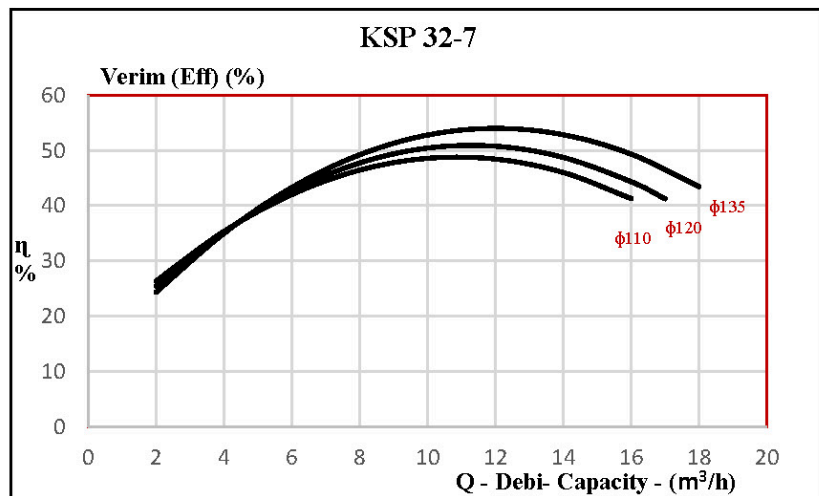
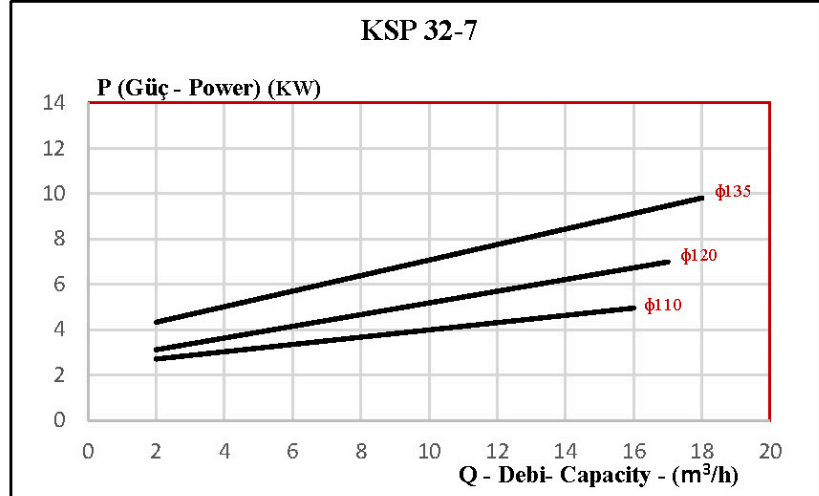
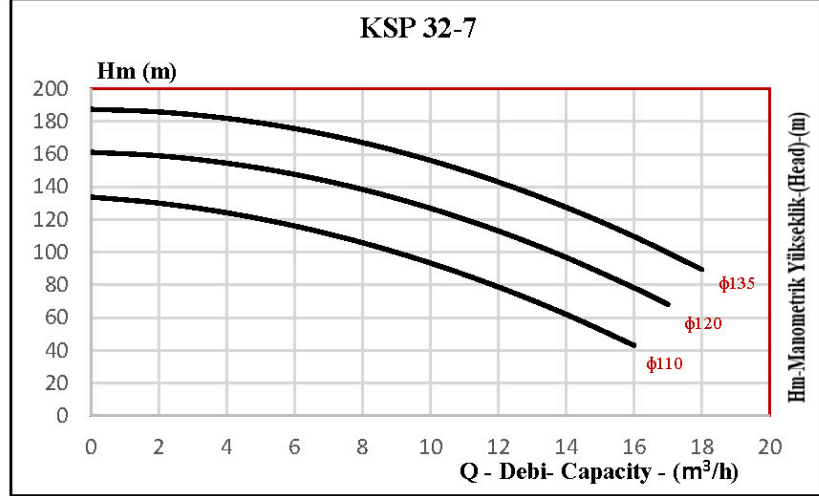
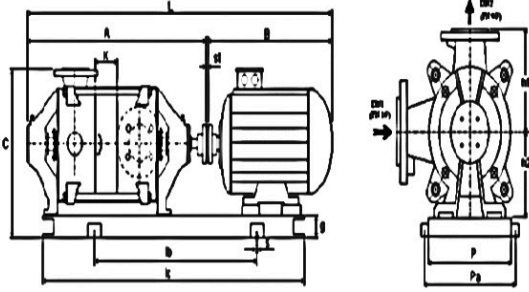
Pompa Bilgileri

Pompa Tipi	KSP 32-7	Sızdırmazlık	Yumuşak Salmastra
Çark Çapı (mm) ϕ	110-120-135	Yoğunluk (kg/m ³)	1
Sıvı Cinsi	Su	Sıcaklık	-1°C- +110

Motor Bilgileri

Güç (HP)	15
Voltaj (Volt)	380
Faz	3
Frekans (Hz)	50-60
Devir (rpm) (d/dk)	3000

ϕ 110		ϕ 120		ϕ 135	
Q (m ³ /h)	Hm (m)	Q (m ³ /h)	Hm (m)	Q (m ³ /h)	Hm (m)
4	124	4	154	4	182
6	116	6	148	6	176
8	106	8	138	8	167
10	93	10	127	10	156
12	79	12	113	12	143
14	62	14	97	14	128
16	43	16	78	16	110
		17	68	18	90



Pompa Tipi	KSP 32-7	
Kademe Sayısı	7	
Motor	HP	15
	Gövde	160 M2
Flanşlar	DN1 (Emme) (mm)	50
	DN2 (Basma) (mm)	32
Boyut Ölçüsü (mm)	A	750
	B	601
	C	393
	L	1386
	lc	1190
	lb	790
	K	45
	P	315
	Pa	372
	h1	153
	h2	132
Kaplin Ölçüsü (ϕ) (mm)	125	
Ağırlık (kg)	220	

KSP 32-6

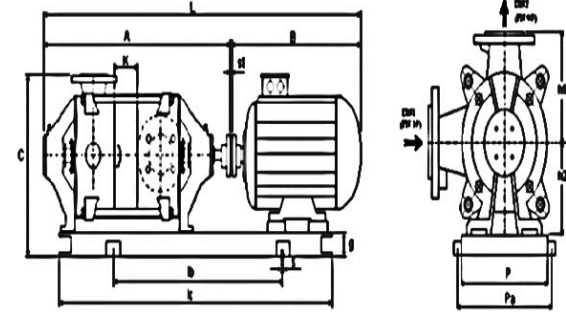
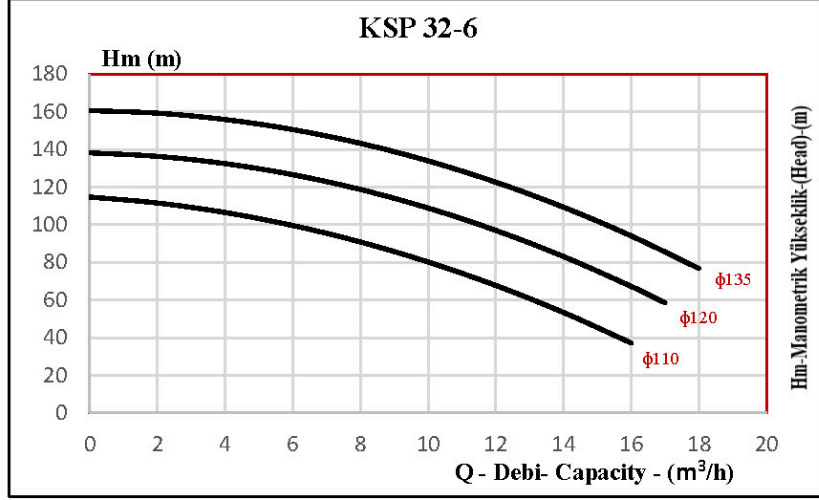
Pompa Bilgileri

Pompa Tipi	KSP 32-6	Sızdırmazlık	Yumuşak Salmastra
Çark Çapı (mm) ϕ	110-120-135	Yoğunluk (kg/m ³)	1
Sıvı Cinsi	Su	Sıcaklık	-1°C-+110

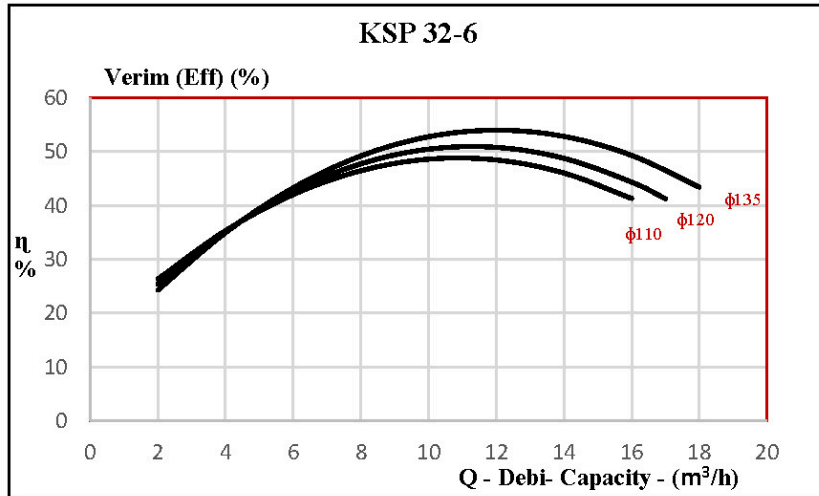
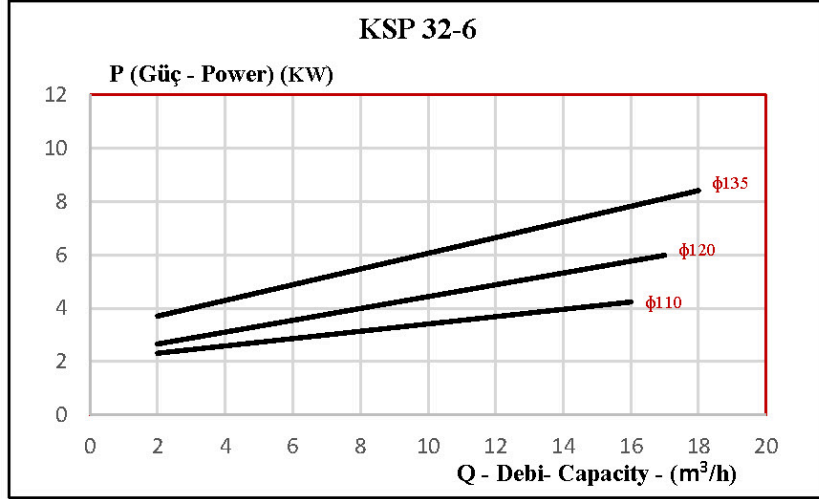
Motor Bilgileri

Güç (HP)	15
Voltaj (Volt)	380
Faz	3
Frekans (Hz)	50-60
Devir (rpm) (d/dk)	3000

ϕ 110		ϕ 120		ϕ 135	
Q (m ³ /h)	Hm (m)	Q (m ³ /h)	Hm (m)	Q (m ³ /h)	Hm (m)
4	106	4	132	4	156
6	99	6	126	6	151
8	91	8	119	8	143
10	80	10	109	10	134
12	68	12	97	12	123
14	53	14	83	14	109
16	37	16	67	16	94
		17	59	18	77



Pompa Tipi	KSP 32-6	
Kademe Sayısı	6	
Motor	HP	15
	Gövde	160 M2
Flanşlar	DN1 (Emme) (mm)	50
	DN2 (Basma) (mm)	32
Boyut Ölçüsü (mm)	A	705
	B	455
	C	393
	L	1195
	lc	1145
	lb	745
	K	45
	P	315
	Pa	372
	h1	153
h2	132	
Kaplin Ölçüsü (ϕ) (mm)	125	
Ağırlık (kg)	212	

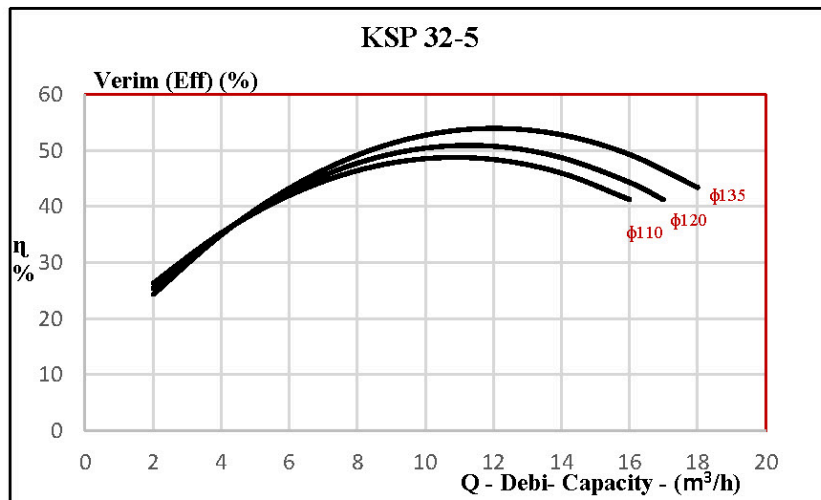
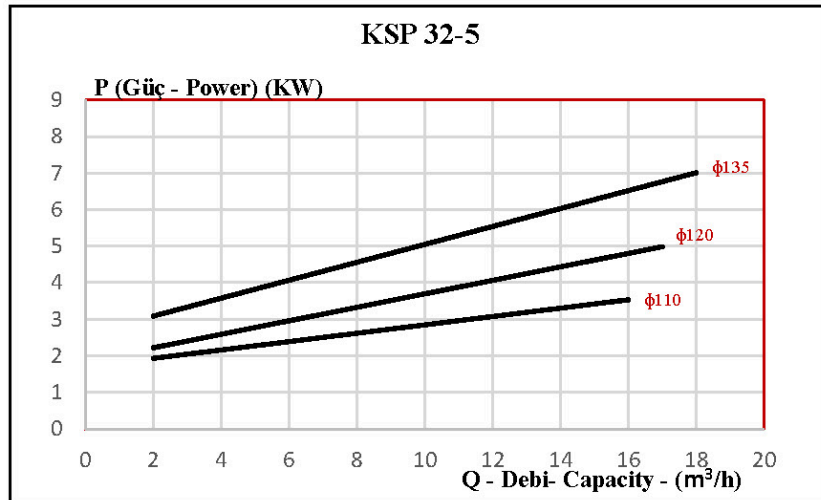
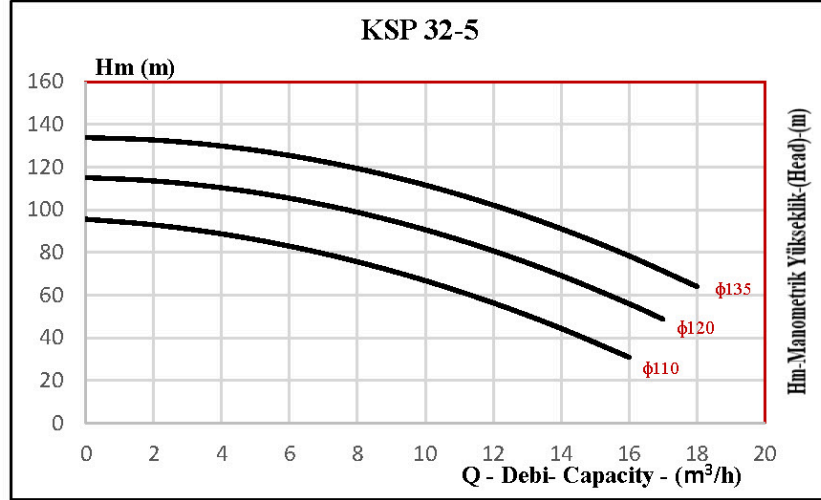
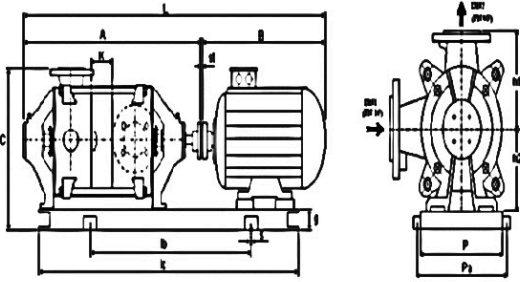


KSP 32-5

Pompa Bilgileri			
Pompa Tipi	KSP 32-5	Sızdırmazlık	Yumuşak Salmastra
Çark Çapı (mm) ϕ	110-120-135	Yoğunluk (kg/m ³)	1
Sıvı Cinsi	Su	Sıcaklık	-1°C- +110

Motor Bilgileri	
Güç (HP)	10
Voltaj (Volt)	380
Faz	3
Frekans (Hz)	50-60
Devir (rpm) (d/dk)	3000

ϕ 110		ϕ 120		ϕ 135	
Q (m ³ /h)	Hm (m)	Q (m ³ /h)	Hm (m)	Q (m ³ /h)	Hm (m)
4	89	4	110	4	130
6	83	6	105	6	125
8	76	8	99	8	119
10	67	10	91	10	112
12	56	12	81	12	102
14	44	14	69	14	91
16	31	16	56	16	78
		17	49	18	64



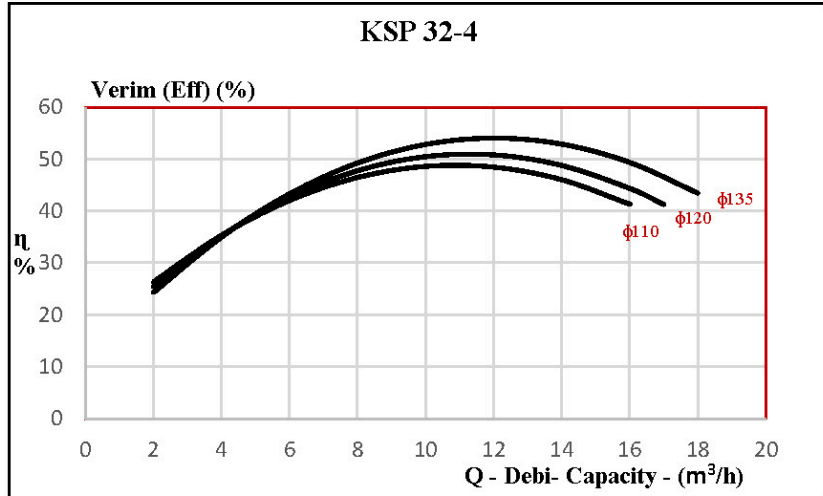
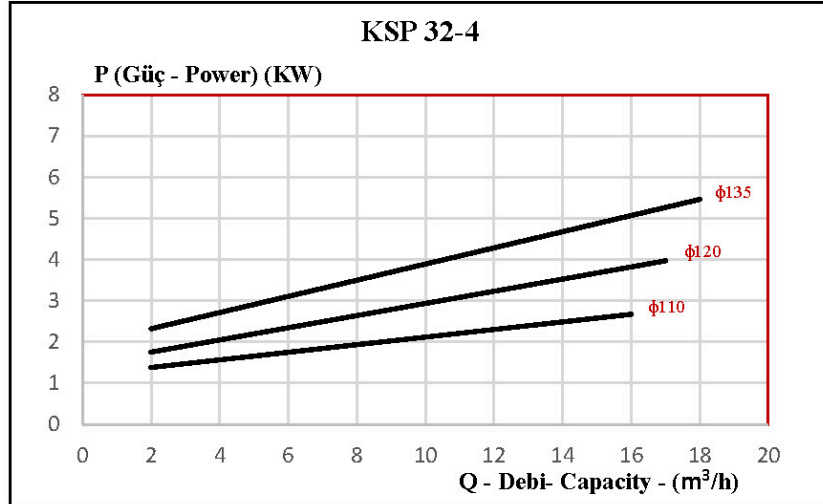
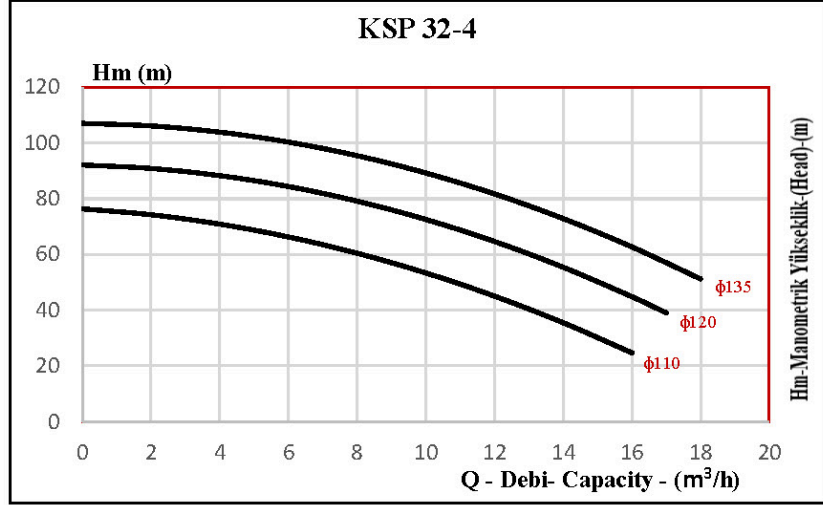
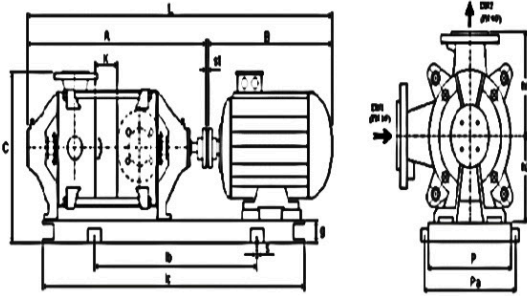
Pompa Tipi	KSP 32-5	
Kademe Sayısı	5	
Motor	HP	10
	Gövde	132 S2
Flanşlar	DN1 (Emme) (mm)	50
	DN2 (Basma) (mm)	32
Boyut Ölçüsü (mm)	A	660
	B	455
	C	350
	L	1145
	lc	970
	lb	570
	K	45
	P	260
	Pa	320
	h1	153
h2	132	
Kaplin Ölçüsü (ϕ) (mm)	110	
Ağırlık (kg)	140	

KSP 32-4

Pompa Bilgileri			
Pompa Tipi	KSP 32-4	Sızdırmazlık	Yumuşak Salmastra
Çark Çapı (mm) ϕ	110-120-135	Yoğunluk (kg/m ³)	1
Sıvı Cinsi	Su	Sıcaklık	-1°C- +110

Motor Bilgileri	
Güç (HP)	7,5
Voltaj (Volt)	380
Faz	3
Frekans (Hz)	50-60
Devir (rpm) (d/dk)	3000

ϕ 110		ϕ 120		ϕ 135	
Q (m ³ /h)	Hm (m)	Q (m ³ /h)	Hm (m)	Q (m ³ /h)	Hm (m)
4	71	4	88	4	104
6	66	6	84	6	100
8	60	8	79	8	95
10	53	10	73	10	89
12	45	12	65	12	82
14	36	14	55	14	73
16	25	16	45	16	63
		17	39	18	51



Pompa Tipi	KSP 32-4	
Kademe Sayısı	4	
Motor	HP	7,5
	Gövde	132 S2
Flanşlar	DN1 (Emme) (mm)	50
	DN2 (Basma) (mm)	32
Boyut Ölçüsü (mm)	A	615
	B	455
	C	350
	L	1100
	lc	925
	lb	525
	K	45
	P	260
	Pa	320
	h1	153
h2	132	
Kaplin Ölçüsü (ϕ) (mm)	110	
Ağırlık (kg)	130	

KSP 32-3

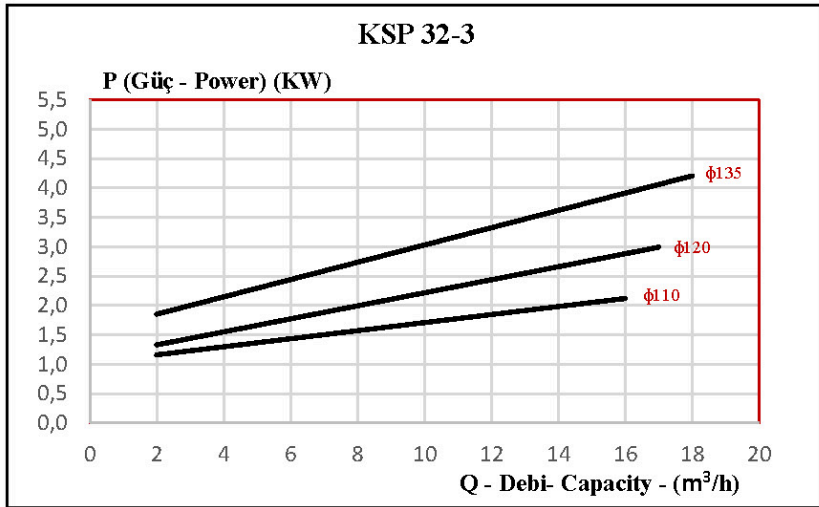
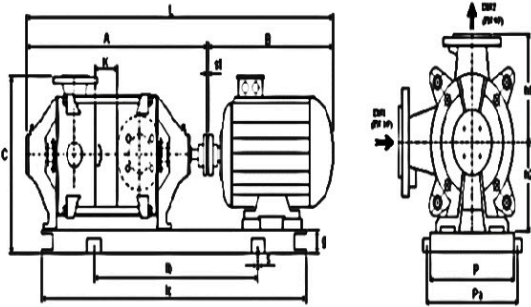
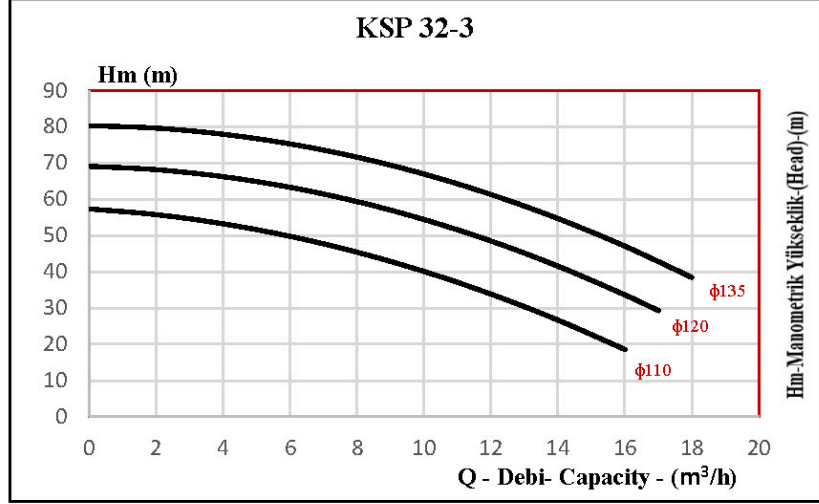
Pompa Bilgileri

Pompa Tipi	KSP 32-3	Sızdırmazlık	Yumuşak Salmastra
Çark Çapı (mm) ϕ	110-120-135	Yoğunluk (kg/m ³)	1
Sıvı Cinsi	Su	Sıcaklık	-1°C- +110

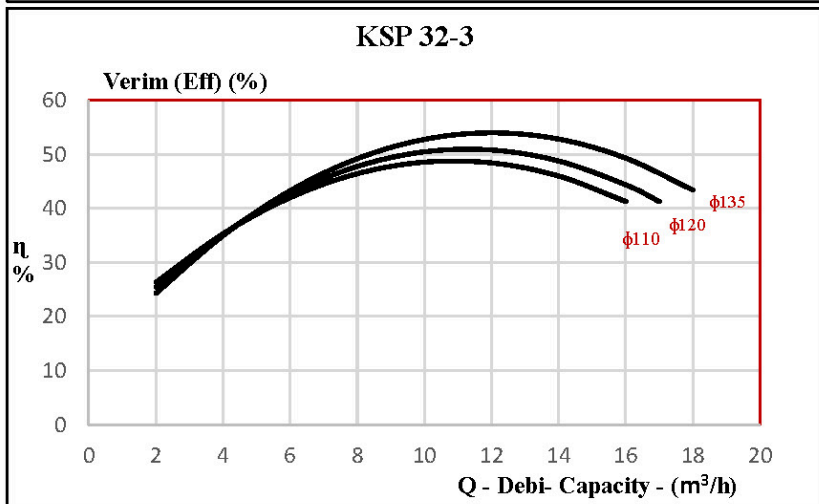
Motor Bilgileri

Güç (HP)	5,5-7,5
Voltaj (Volt)	380
Faz	3
Frekans (Hz)	50-60
Devir (rpm) (d/dk)	3000

ϕ 110		ϕ 120		ϕ 135	
Q (m ³ /h)	Hm (m)	Q (m ³ /h)	Hm (m)	Q (m ³ /h)	Hm (m)
4	53	4	66	4	78
6	50	6	63	6	75
8	45	8	59	8	72
10	40	10	54	10	67
12	34	12	48	12	61
14	27	14	42	14	55
16	19	16	34	16	47
		17	29	18	38



Pompa Tipi	KSP 32-3	
Kademe Sayısı	3	
Motor	HP	5,5 7,5
	Gövde	112 M2 132 S2
Flanşlar	DN1 (Emme) (mm)	50
	DN2 (Basma) (mm)	32
Boyut Ölçüsü (mm)	A	570 570
	B	394 455
	C	350 350
	L	964 1055
	lc	880 880
	lb	480 480
	K	45 45
	P	260 260
	Pa	320 320
	h1	153 153
	h2	132 132
Kaplin Ölçüsü (ϕ) (mm)	110	110
Ağırlık (kg)	110	120



KSP 32-2

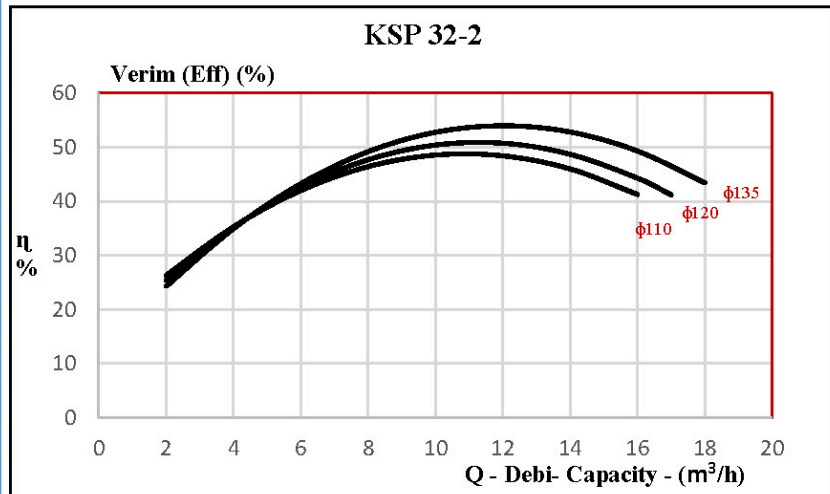
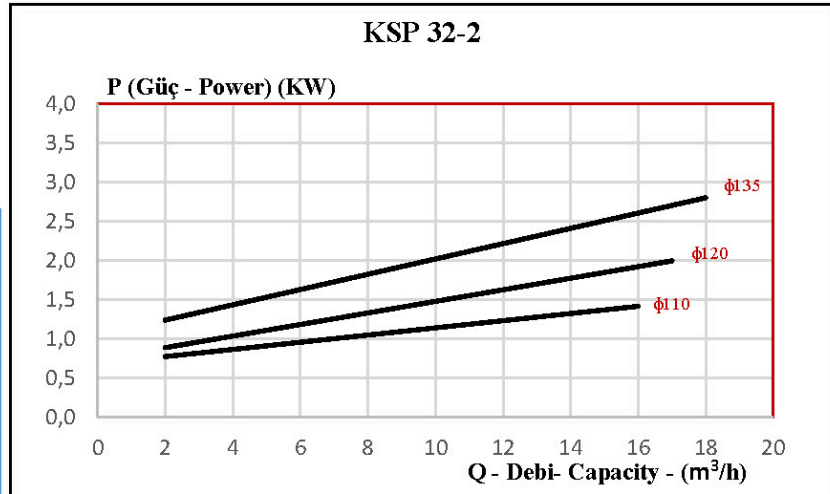
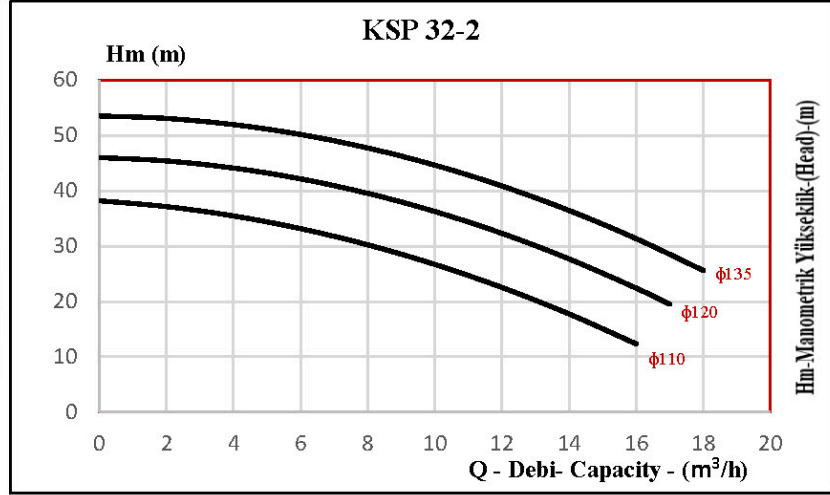
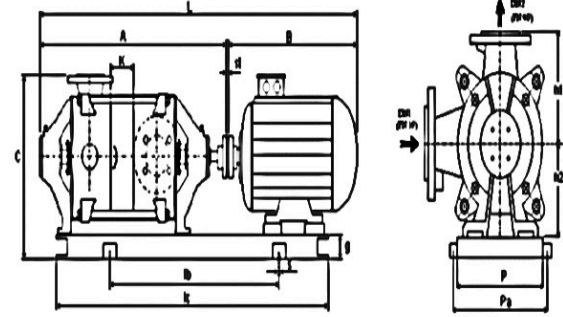
Pompa Bilgileri

Pompa Tipi	KSP 32-2	Sızdırmazlık	Yumuşak Salmastra
Çark Çapı (mm) ϕ	110-120-135	Yoğunluk (kg/m ³)	1
Sıvı Cinsi	Su	Sıcaklık	-1°C- +110

Motor Bilgileri

Güç (HP)	4
Voltaj (Volt)	380
Faz	3
Frekans (Hz)	50-60
Devir (rpm) (d/dk)	3000

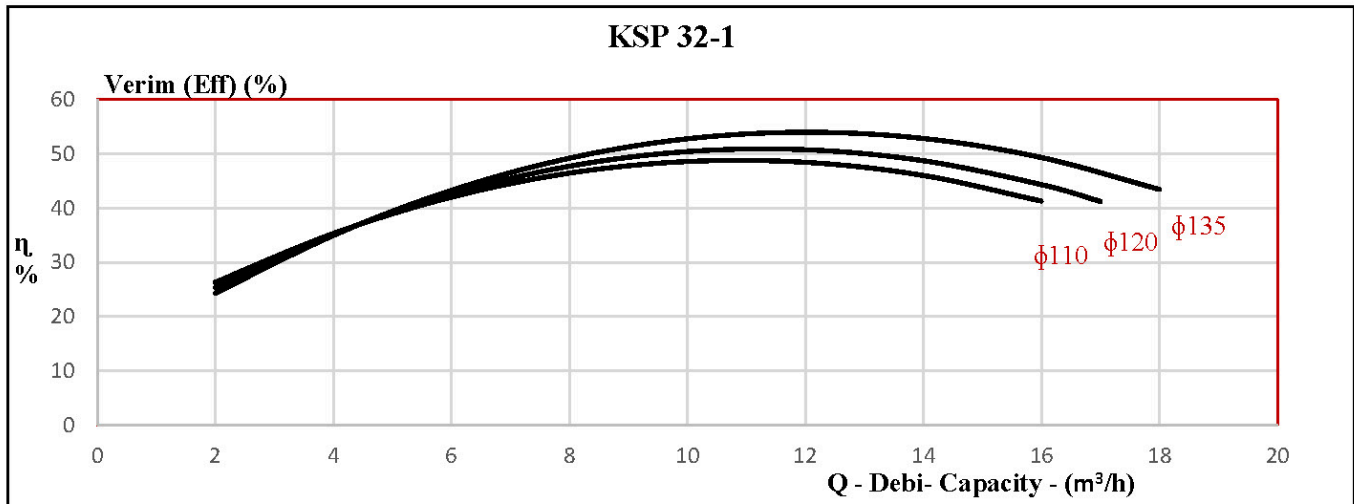
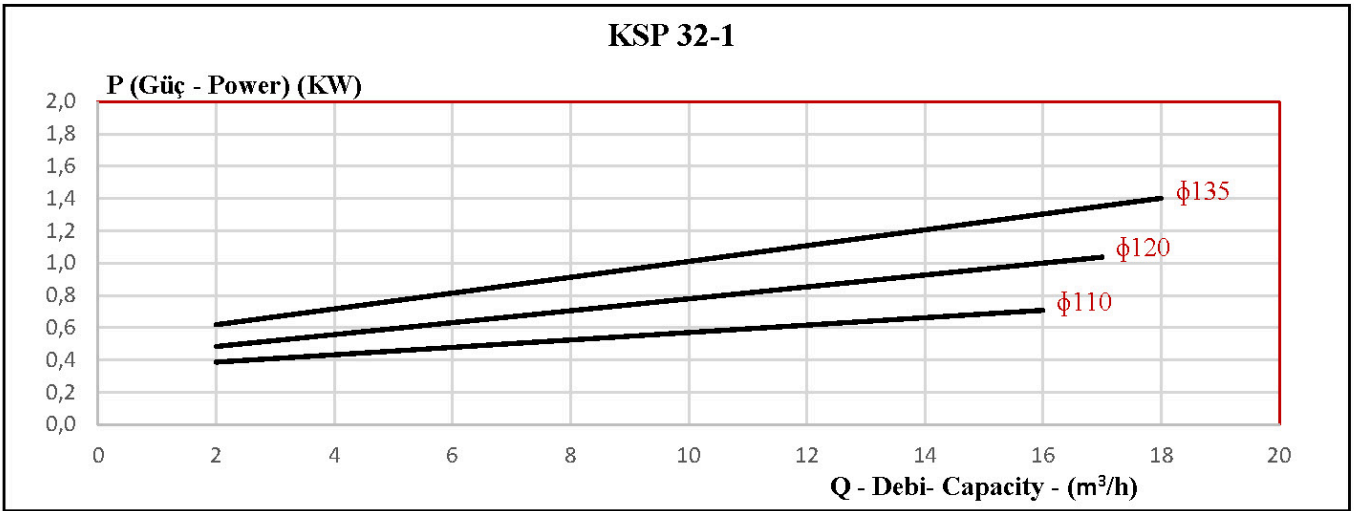
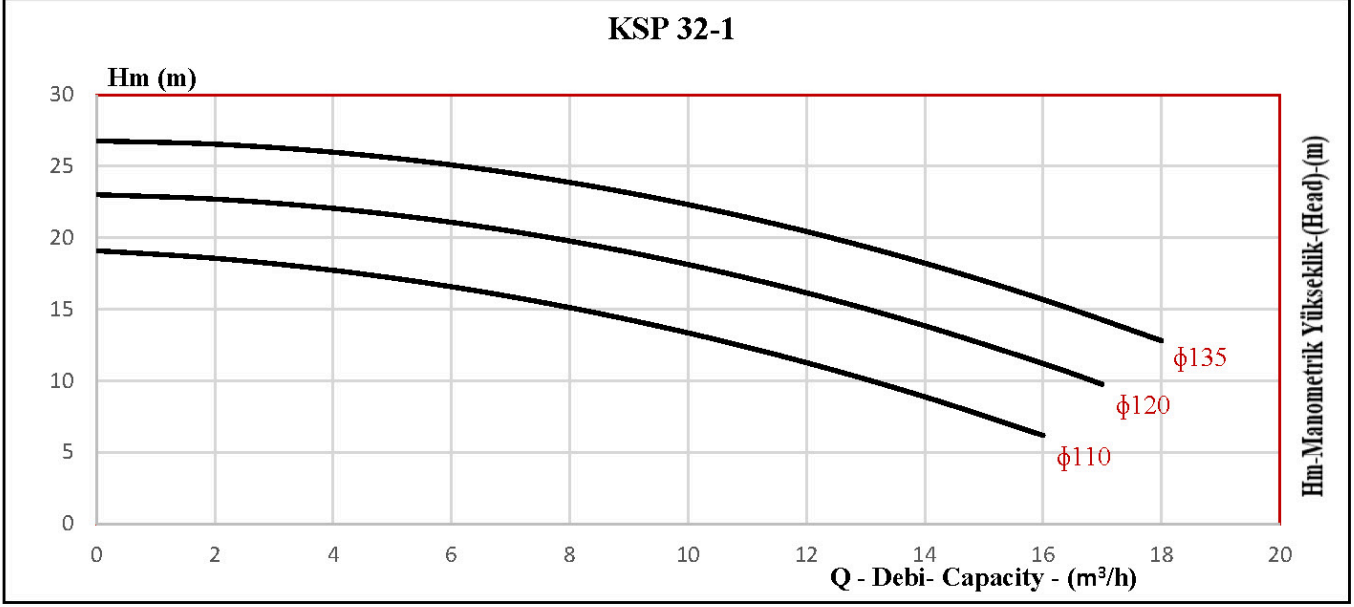
ϕ 110		ϕ 120		ϕ 135	
Q (m ³ /h)	Hm (m)	Q (m ³ /h)	Hm (m)	Q (m ³ /h)	Hm (m)
4	35	4	44	4	52
6	33	6	42	6	50
8	30	8	40	8	48
10	27	10	36	10	45
12	23	12	32	12	41
14	18	14	28	14	36
16	12	16	22	16	31
		17	20	18	26



Pompa Tipi	KSP 32-2	
Kademe Sayısı	2	
Motor	HP	4
	Gövde	100 L2
Flanşlar	DN1 (Emme) (mm)	50
	DN2 (Basma) (mm)	32
Boyut Ölçüsü (mm)	A	525
	B	375
	C	350
	L	930
	lc	790
	lb	390
	K	45
	P	200
	Pa	260
	h1	153
	h2	132
Kaplin Ölçüsü (ϕ) (mm)	110	
Ağırlık (kg)	96	

ÇOK KADEMELİ POMPALAR
KSP SERİSİ
KSP 32-1
2950 d/dk

TEK KADEME İÇİN KARAKTERİSTİK EĞRİLER
Single Stage Performance Curves



KSP 32

- KSP 32-1
- KSP 32-2
- KSP 32-3
- KSP 32-4
- KSP 32-5
- KSP 32-6
- KSP 32-7
- KSP 32-8
- KSP 32-9
- KSP 32-10

