
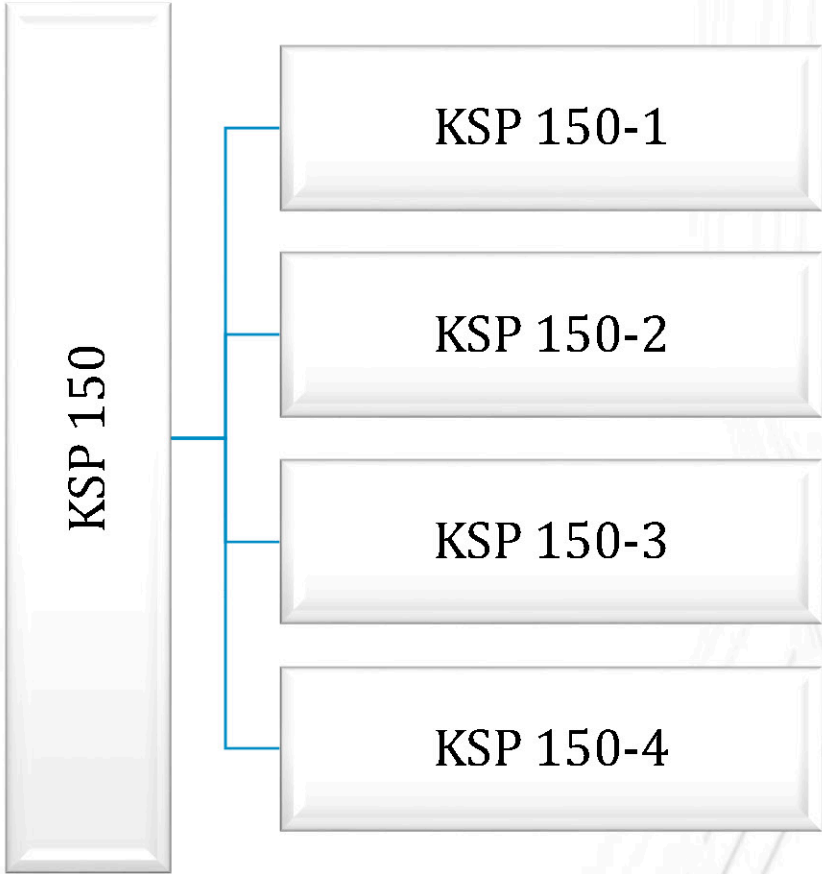


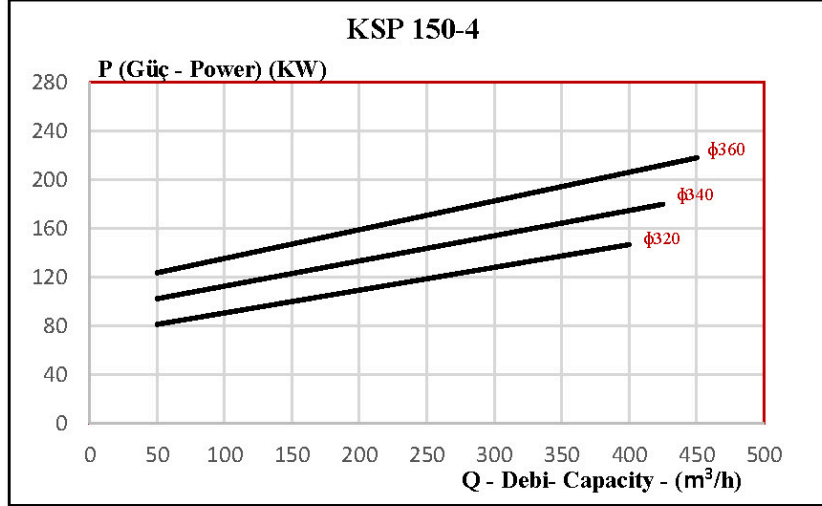
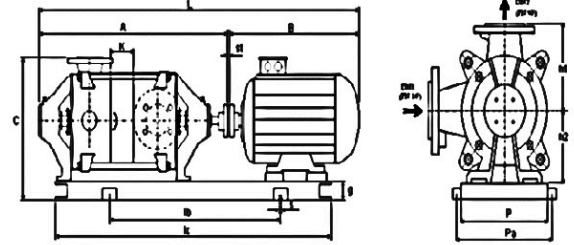
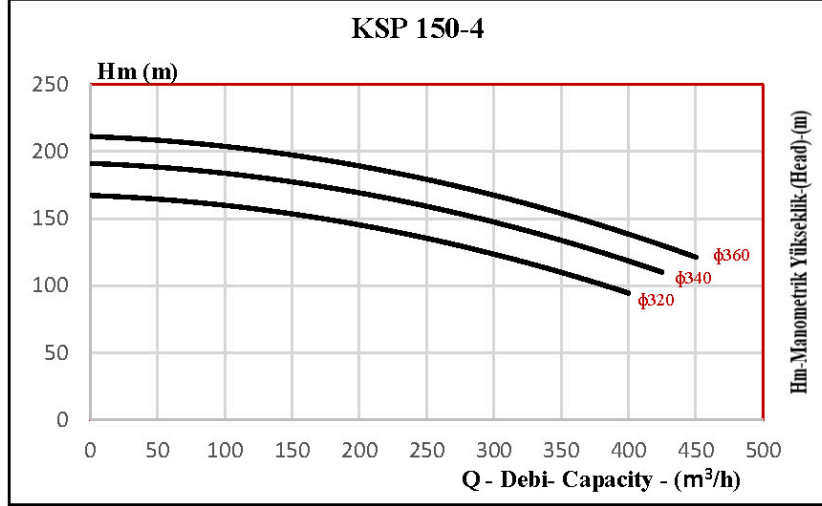
KSP 150



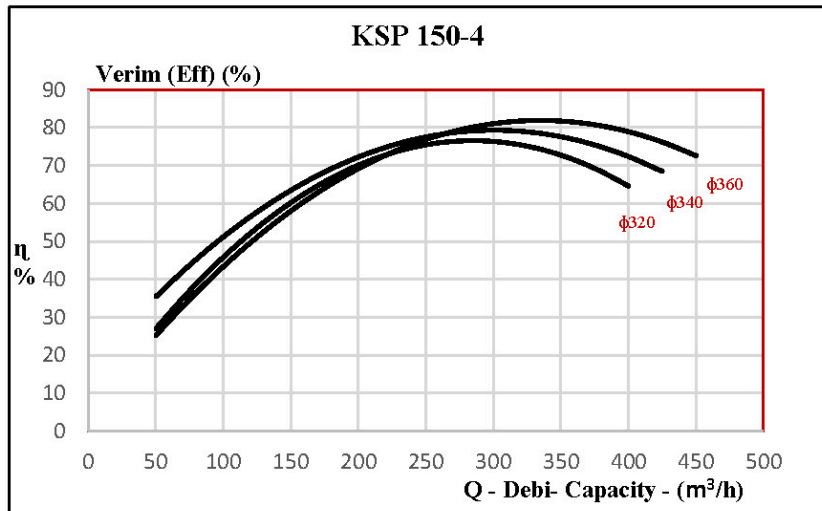
KSP 150-4

Pompa Bilgileri				Motor Bilgileri	
Pompa Tipi	KSP 150-4	Sızdırmazlık	Yumuşak Salmastra	Güç (HP)	250
Çark Çapı (mm) ϕ	320-340-360	Yoğunluk (kg/m ³)	1	Voltaj (Volt)	380
Sıvı Cinsi	Su	Sıcaklık	-1°C - +110°C	Faz	3
				Frekans (Hz)	50-60
				Devir (rpm) (d/dk)	1500

ϕ 320		ϕ 340		ϕ 360	
Q (m ³ /h)	Hm (m)	Q (m ³ /h)	Hm (m)	Q (m ³ /h)	Hm (m)
50	165	50	189	50	209
100	160	100	184	100	204
150	154	150	178	150	198
200	145	200	169	200	189
250	135	250	154	250	179
300	124	300	148	300	168
350	110	350	134	350	154
400	95	400	119	400	139
		425	110	450	121



Pompa Tipi	KSP 150-4	
Kademe Sayısı	4	
Motor	HP	250
	Gövde	315 L4
Flanşlar	DN1 (Emme) (mm)	200
	DN2 (Basma) (mm)	150
Boyut Ölçüsü (mm)	A	1460
	B	1220
	C	940
	L	2740
	lc	2120
	lb	1720
	K	145
	P	650
	Pa	710
	h1	430
h2	350	
Kaplin Ölçüsü (ϕ) (mm)	250	
Ağırlık (kg)	2260	



KSP 150-3

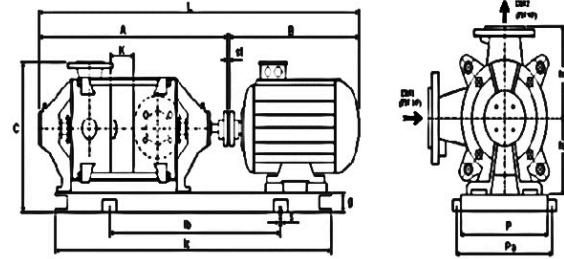
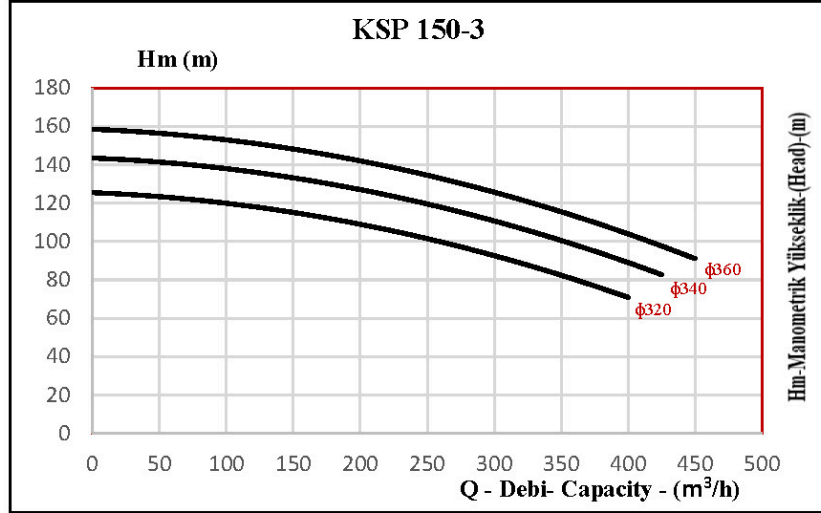
Pompa Bilgileri

Pompa Tipi	KSP 150-3	Sızdırmazlık	Yumuşak Salmastra
Çark Çapı (mm) ϕ	320-340-360	Yoğunluk (kg/m ³)	1
Sıvı Cinsi	Su	Sıcaklık	-1°C - +110°C

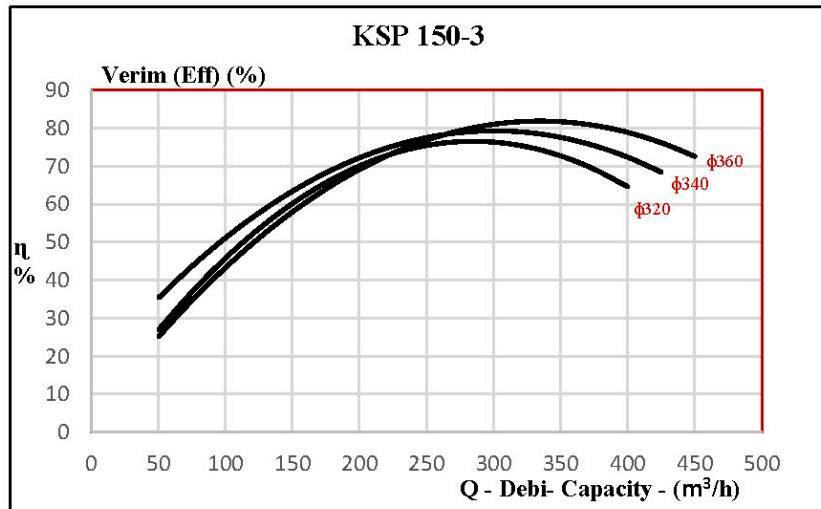
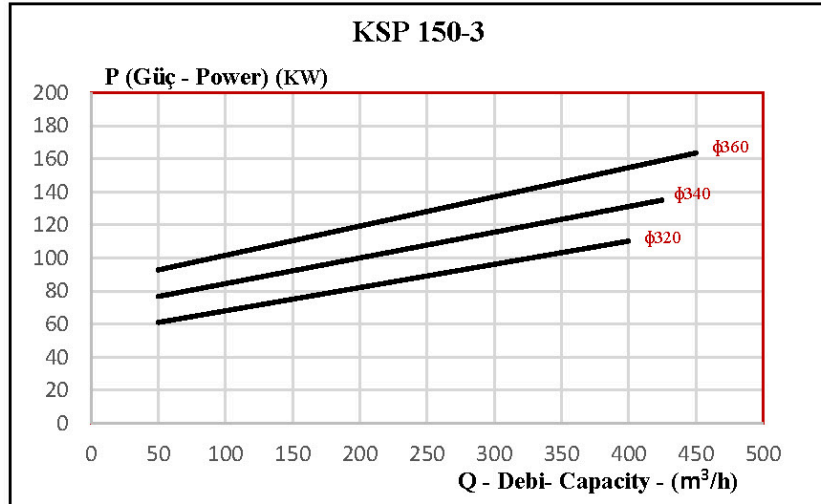
Motor Bilgileri

Güç (HP)	180-220
Voltaj (Volt)	380
Faz	3
Frekans (Hz)	50-60
Devir (rpm) (d/dk)	1500

ϕ 320		ϕ 340		ϕ 360	
Q (m ³ /h)	Hm (m)	Q (m ³ /h)	Hm (m)	Q (m ³ /h)	Hm (m)
50	123	50	141	50	156
100	120	100	138	100	153
150	115	150	133	150	148
200	109	200	127	200	142
250	102	250	120	250	135
300	93	300	111	300	126
350	82	350	100	350	115
400	71	400	89	400	104
		425	83	450	91



Pompa Tipi	KSP 150-3		
Kademe Sayısı	3		
Motor	HP	180	220
	Gövde	315 M4	315 M4
Flanşlar	DN1 (Emme) (mm)	200	
	DN2 (Basma) (mm)	150	
Boyut Ölçüsü (mm)	A	1315	1315
	B	1150	1150
	C	940	940
	L	2525	2525
	lc	1920	1920
	lb	1520	1520
	K	145	145
	P	650	650
	Pa	710	710
	h1	430	430
h2	350	350	
Kaplin Ölçüsü (ϕ) (mm)	250	250	
Ağırlık (kg)	1906	2030	

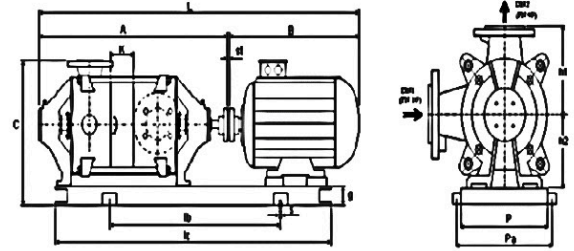
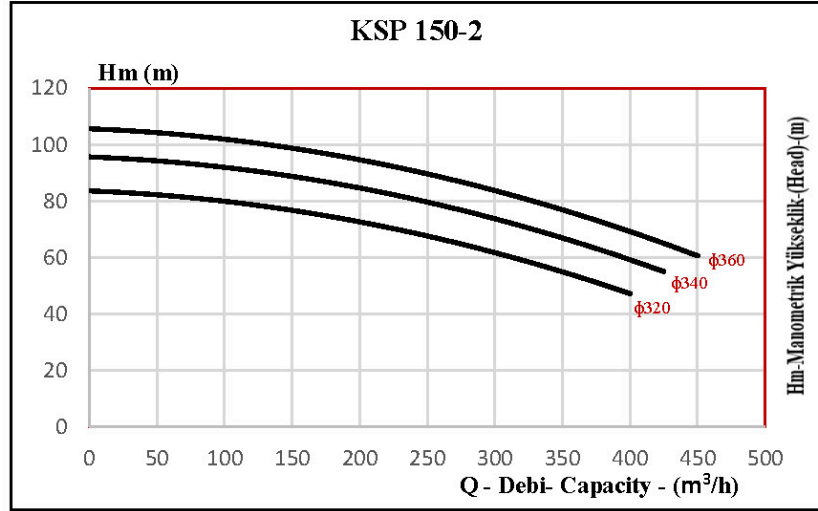


KSP 150-2

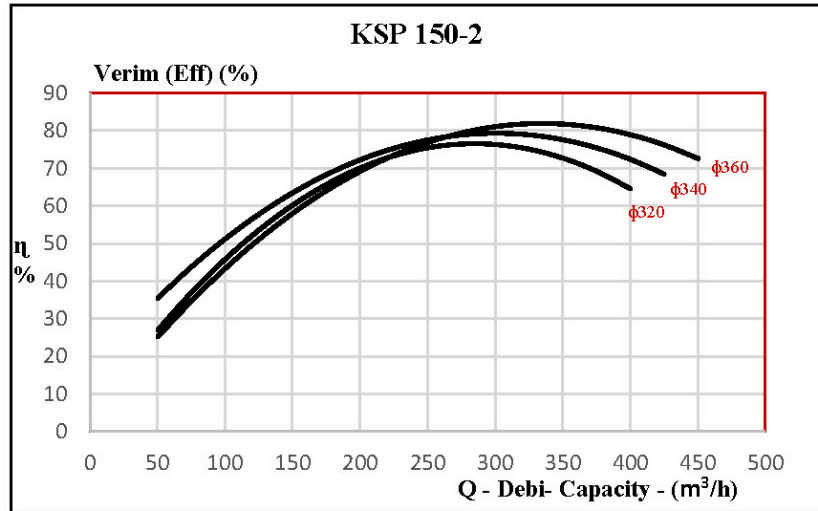
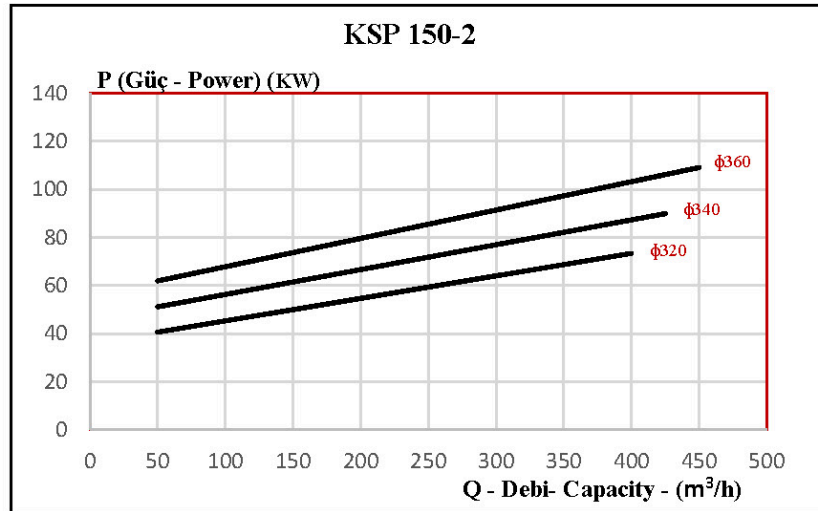
Pompa Bilgileri			
Pompa Tipi	KSP 150-2	Sızdırmazlık	Yumuşak Salmastra
Çark Çapı (mm) ϕ	320-340-360	Yoğunluk (kg/m ³)	1
Sıvı Cinsi	Su	Sıcaklık	-1°C - +110°C

Motor Bilgileri	
Güç (HP)	100-125-150
Voltaj (Volt)	380
Faz	3
Frekans (Hz)	50-60
Devir (rpm) (d/dk)	1500

ϕ 320		ϕ 340		ϕ 360	
Q (m ³ /h)	Hm (m)	Q (m ³ /h)	Hm (m)	Q (m ³ /h)	Hm (m)
50	82	50	94	50	104
100	80	100	92	100	102
150	77	150	89	150	99
200	73	200	85	200	95
250	68	250	80	250	90
300	62	300	74	300	84
350	55	350	67	350	77
400	47	400	59	400	69
		425	55	450	61



Pompa Tipi		KSP 150-2		
Kademe Sayısı		2		
Motor	HP	100	125	150
	Gövde	280	280	315
		S4	S4	S4
Flanşlar	DN1 (Emme) (mm)	200		
	DN2 (Basma) (mm)	150		
Boyut Ölçüsü (mm)	A	1170	1170	1170
	B	958	1010	1098
	C	940	940	940
	L	2183	2235	2328
	lc	1620	1670	1720
	lb	1220	1270	1320
	K	145	145	145
	P	650	650	650
	Pa	710	710	710
	h1	430	430	430
h2	350	350	350	
Kaplin Ölçüsü (ϕ) (mm)		200	225	250
Ağırlık (kg)		1415	1496	1780



ÇOK KADEMELİ POMPALAR
KSP SERİSİ
KSP 150-1
1450 d/dk

TEK KADEME İÇİN KARAKTERİSTİK EĞRİLER
Single Stage Performance Curves

