
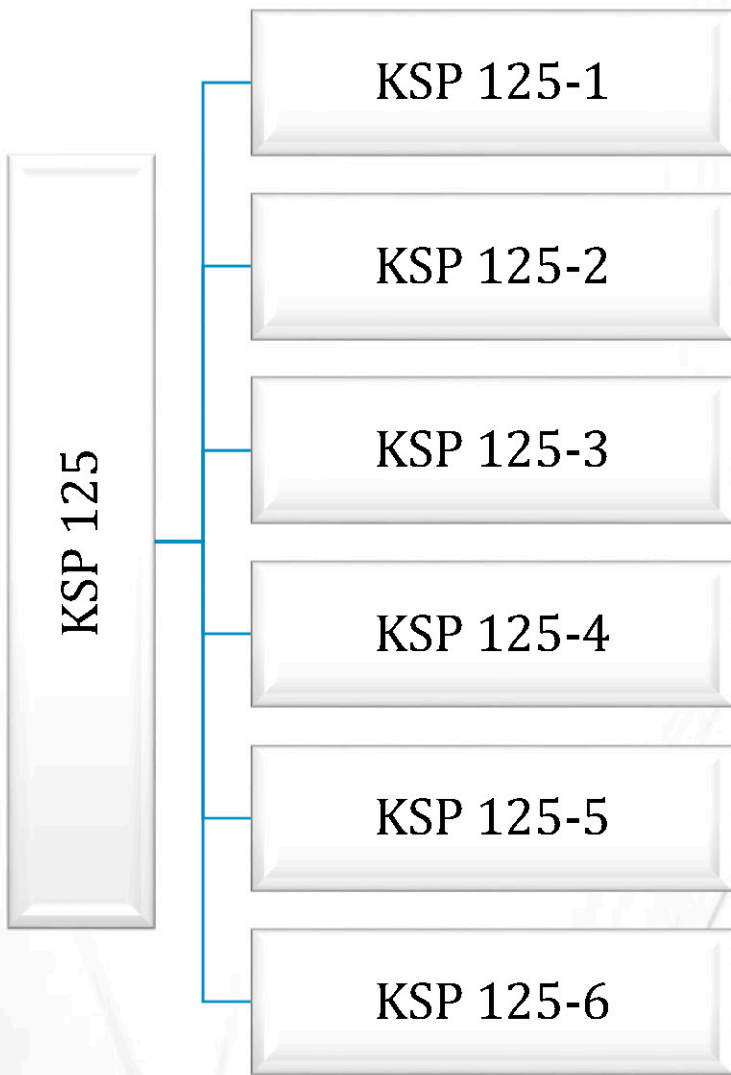


# KSP 125

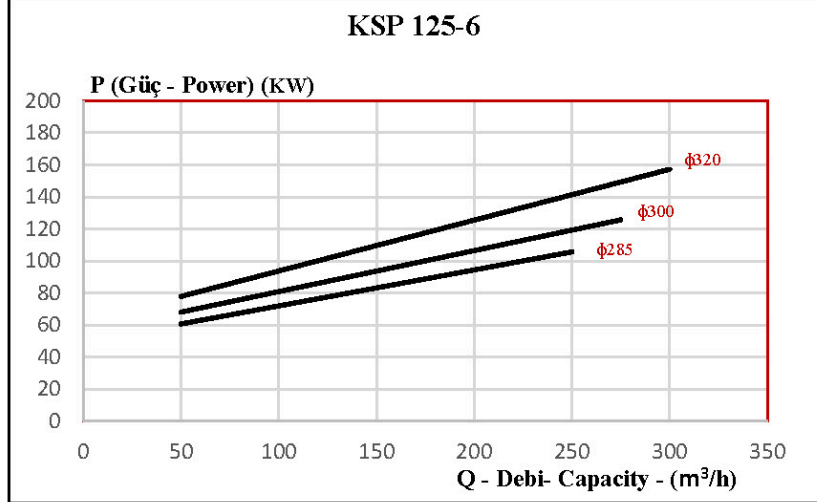
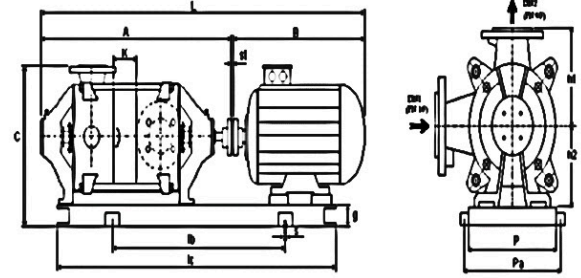
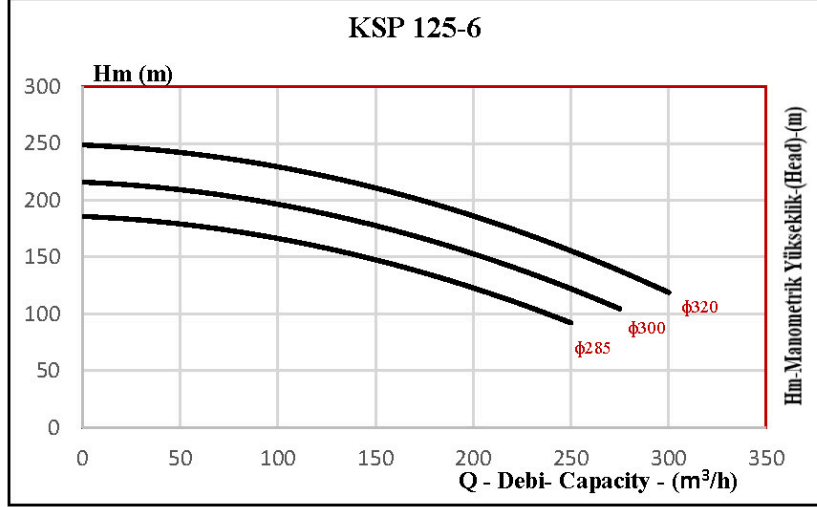


## KSP 125-6

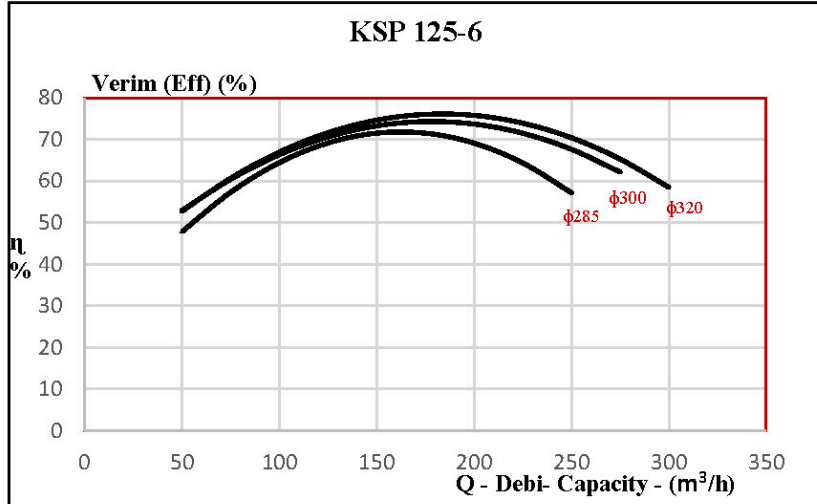
Pompa Bilgileri			
Pompa Tipi	KSP 125-6	Sızdırmazlık	Yumuşak Salmastra
Çark Çapı (mm) $\phi$	285-300-320	Yoğunluk (kg/m <sup>3</sup> )	1
Sıvı Cinsi	Su	Sıcaklık	-1°C - +110°C

Motor Bilgileri	
Güç (HP)	220
Voltaj (Volt)	380
Faz	3
Frekans (Hz)	50-60
Devir (rpm) (d/dk)	1500

$\phi$ 285		$\phi$ 300		$\phi$ 320	
Q (m <sup>3</sup> /h)	Hm (m)	Q (m <sup>3</sup> /h)	Hm (m)	Q (m <sup>3</sup> /h)	Hm (m)
25	183	25	213	25	246
50	179	50	209	50	242
75	174	75	204	75	237
100	166	100	196	100	230
125	158	125	188	125	221
150	148	150	178	150	211
175	136	175	166	175	199
200	123	200	153	200	186
225	108	225	138	225	172
250	92	250	122	250	156
		275	104	275	138
		300	119		



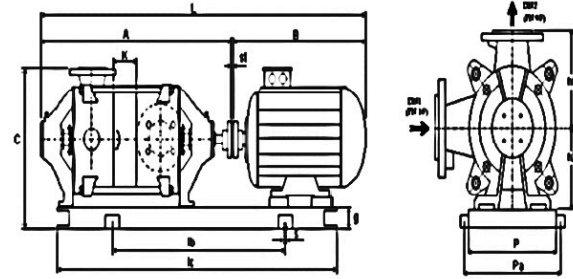
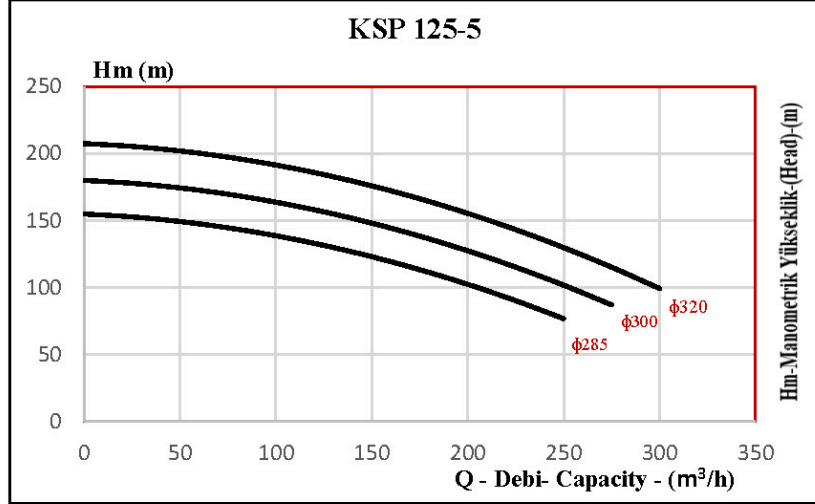
Pompa Tipi	KSP 125-6	
Kademe Sayısı	6	
Motor	HP	220
	Gövde	315 M4
Flanşlar	DN1 (Emme) (mm)	150
	DN2 (Basma) (mm)	125
Boyut Ölçüsü (mm)	A	1655
	B	2175
	C	850
	L	2885
	lc	2175
	lb	1775
	K	115
	P	630
	Pa	690
	h1	375
h2	300	
Kaplin Ölçüsü ( $\phi$ ) (mm)	250	
Ağırlık (kg)	1845	



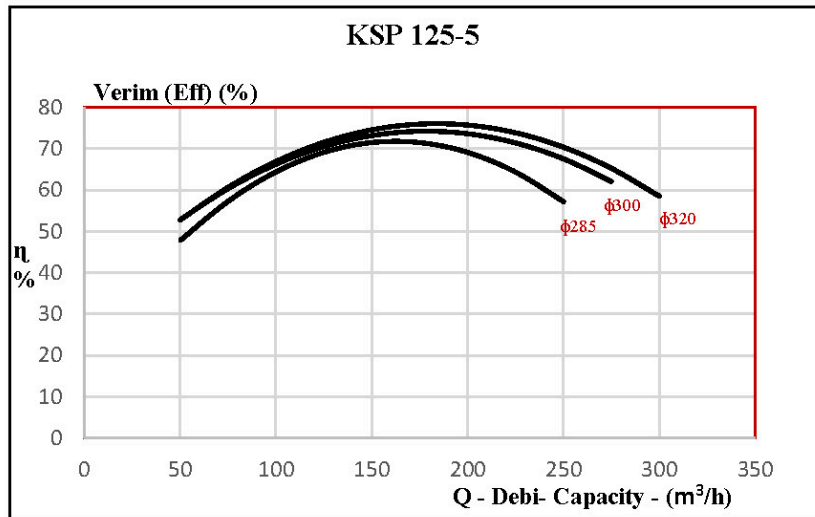
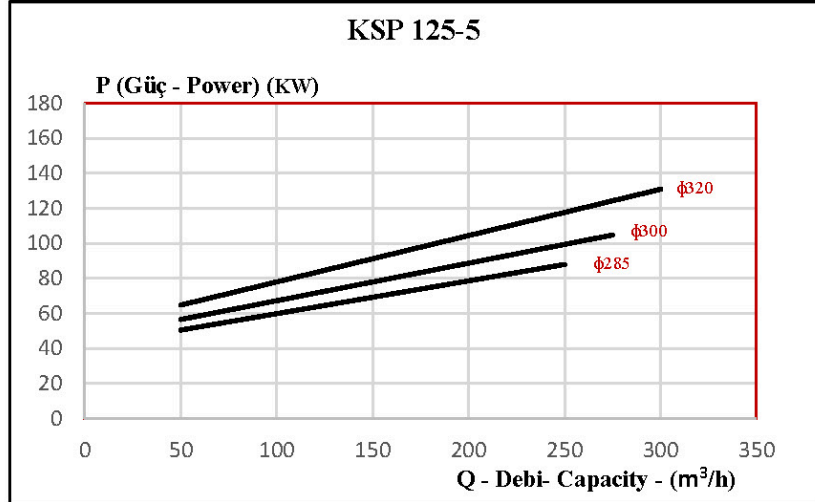
## KSP 125-5

Pompa Bilgileri				Motor Bilgileri	
Pompa Tipi	KSP 125-5	Sızdırmazlık	Yumuşak Salmastra	Güç (HP)	180
Çark Çapı (mm) $\phi$	285-300-320	Yoğunluk (kg/m <sup>3</sup> )	1	Voltaj (Volt)	380
Sıvı Cinsi	Su	Sıcaklık	-1°C - +110°C	Faz	3
				Frekans (Hz)	50-60
				Devir (rpm) (d/dk)	1500

$\phi$ 285		$\phi$ 300		$\phi$ 320	
Q (m <sup>3</sup> /h)	Hm (m)	Q (m <sup>3</sup> /h)	Hm (m)	Q (m <sup>3</sup> /h)	Hm (m)
25	153	25	178	25	205
50	149	50	174	50	202
75	145	75	170	75	197
100	139	100	164	100	191
125	132	125	157	125	184
150	123	150	148	150	176
175	113	175	138	175	166
200	102	200	127	200	155
225	90	225	115	225	143
250	77	250	102	250	130
		275	87	275	115
		300	99		



Pompa Tipi	KSP 125-5	
Kademe Sayısı	5	
Motor	HP	180
	Gövde	315 M4
Flanşlar	DN1 (Emme) (mm)	150
	DN2 (Basma) (mm)	125
Boyut Ölçüsü (mm)	A	1540
	B	1150
	C	850
	L	2750
	lc	2060
	lb	1660
	K	115
	P	630
	Pa	690
	h1	375
h2	300	
Kaplin Ölçüsü ( $\phi$ ) (mm)	250	
Ağırlık (kg)	1650	



## KSP 125-4

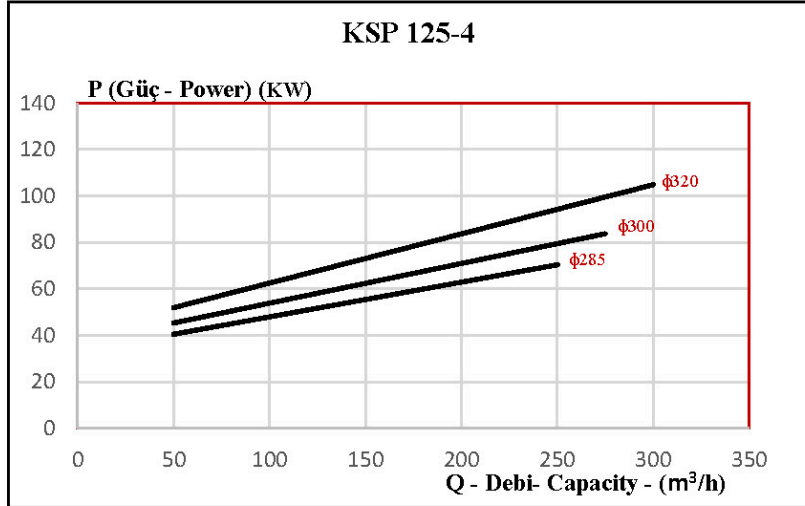
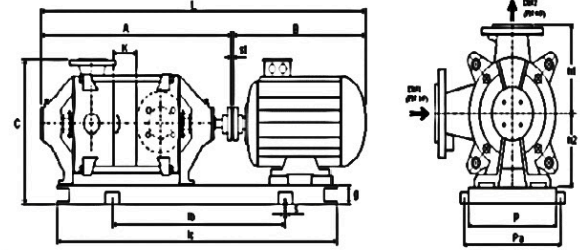
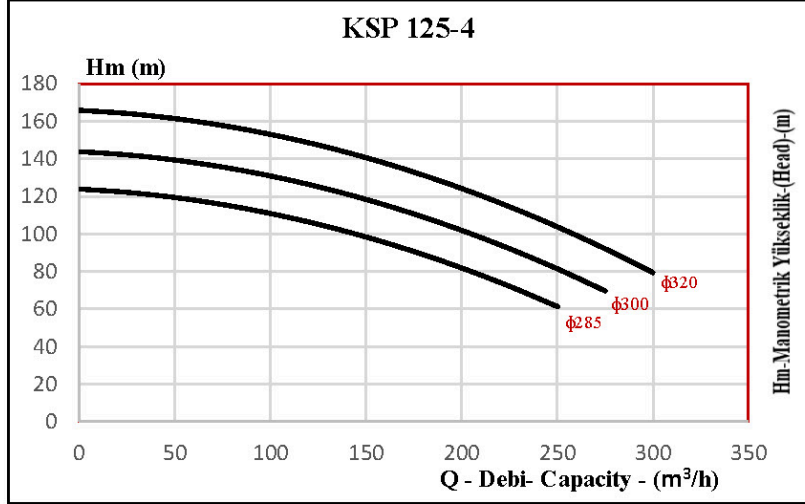
### Pompa Bilgileri

Pompa Tipi	KSP 125-4	Sızdırmazlık	Yumuşak Salmastra
Çark Çapı (mm) $\phi$	285-300-320	Yoğunluk (kg/m <sup>3</sup> )	1
Sıvı Cinsi	Su	Sıcaklık	-1°C - +110°C

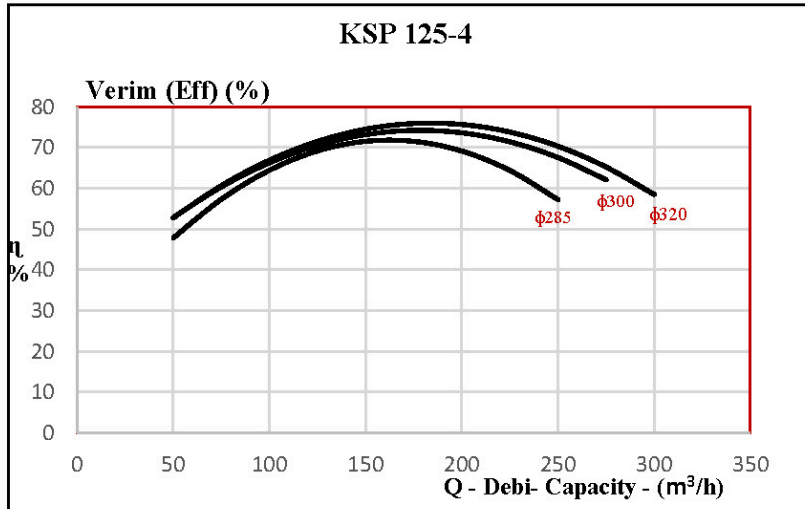
### Motor Bilgileri

Güç (HP)	150
Voltaj (Volt)	380
Faz	3
Frekans (Hz)	50-60
Devir (rpm) (d/dk)	1500

$\phi$ 285		$\phi$ 300		$\phi$ 320	
Q (m <sup>3</sup> /h)	Hm (m)	Q (m <sup>3</sup> /h)	Hm (m)	Q (m <sup>3</sup> /h)	Hm (m)
25	122	25	142	25	164
50	119	50	139	50	161
75	116	75	136	75	158
100	111	100	131	100	153
125	105	125	125	125	147
150	98	150	118	150	141
175	91	175	111	175	133
200	82	200	102	200	124
225	72	225	92	225	115
250	61	250	81	250	104
		275	70	275	92
				300	79



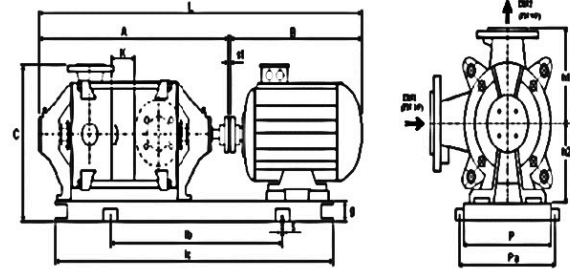
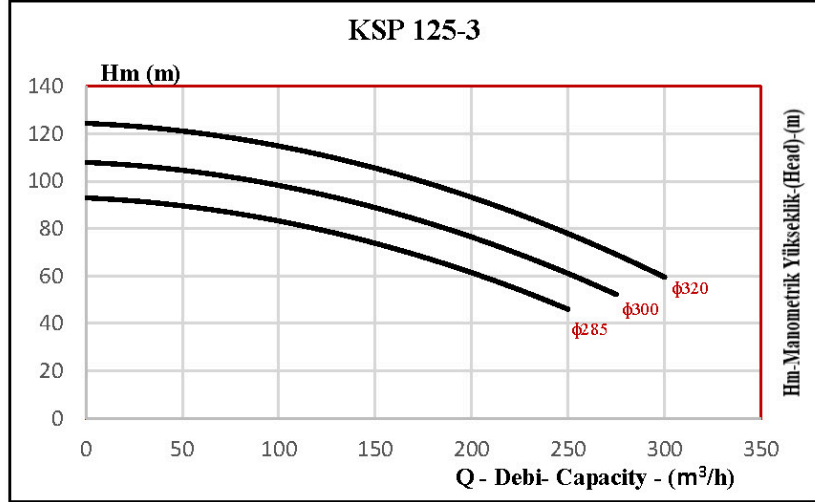
Pompa Tipi	KSP 125-4	
Kademe Sayısı	4	
Motor	HP	150
	Gövde	315 S4
Flanşlar	DN1 (Emme) (mm)	150
	DN2 (Basma) (mm)	125
Boyut Ölçüsü (mm)	A	1425
	B	1098
	C	850
	L	2583
	lc	1895
	lb	1495
	K	115
	P	630
	Pa	690
	h1	375
h2	300	
Kaplin Ölçüsü ( $\phi$ ) (mm)	250	
Ağırlık (kg)	1450	



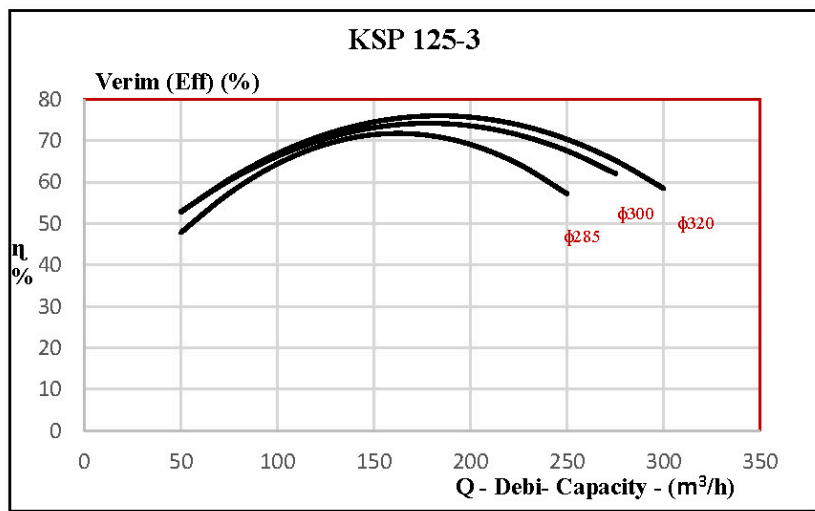
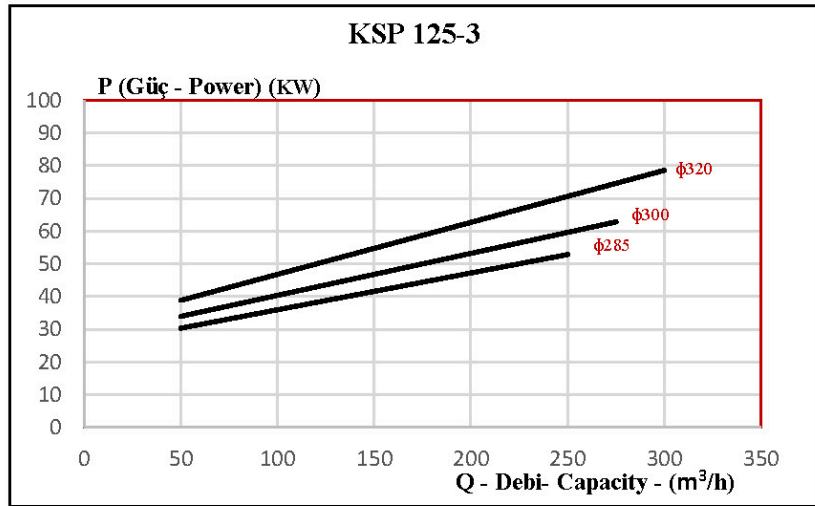
## KSP 125-3

Pompa Bilgileri				Motor Bilgileri	
Pompa Tipi	KSP 125-3	Sızdırmazlık	Yumuşak Salmastra	Güç (HP)	100-125
Çark Çapı (mm) $\phi$	285-300-320	Yoğunluk (kg/m <sup>3</sup> )	1	Voltaj (Volt)	380
Sıvı Cinsi	Su	Sıcaklık	-1°C - +110°C	Faz	3
				Frekans (Hz)	50-60
				Devir (rpm) (d/dk)	1500

$\phi$ 285		$\phi$ 300		$\phi$ 320	
Q (m <sup>3</sup> /h)	Hm (m)	Q (m <sup>3</sup> /h)	Hm (m)	Q (m <sup>3</sup> /h)	Hm (m)
25	92	25	107	25	123
50	90	50	105	50	121
75	87	75	102	75	118
100	83	100	98	100	115
125	79	125	94	125	111
150	74	150	89	150	105
175	68	175	83	175	100
200	61	200	76	200	93
225	54	225	69	225	86
250	46	250	61	250	78
		275	52	275	69
		300	60	300	60



Pompa Tipi		KSP 125-3	
Kademe Sayısı		3	
Motor	HP	100	125
	Gövde	280	280
	S4	M4	M4
Flanşlar	DN1 (Emme) (mm)	150	
	DN2 (Basma) (mm)	125	
Boyut Ölçüsü (mm)	A	1195	1310
	B	958	1010
	C	815	815
	L	2208	2375
	lc	1680	1725
	lb	1280	1325
	K	115	115
	P	550	550
	Pa	610	610
	h1	375	375
h2	300	300	
Kaplin Ölçüsü ( $\phi$ ) (mm)		200	225
Ağırlık (kg)		1106	1188



**KSP 125-2**

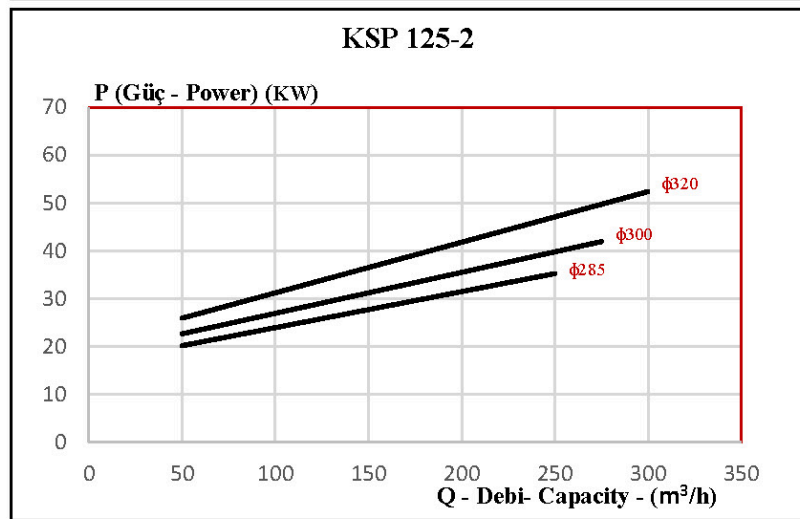
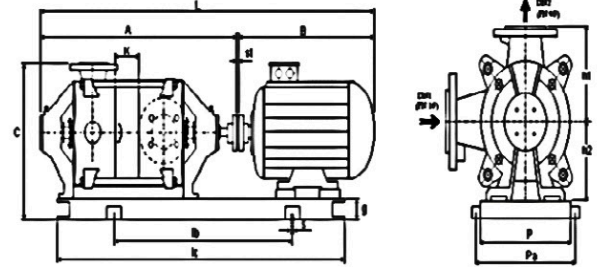
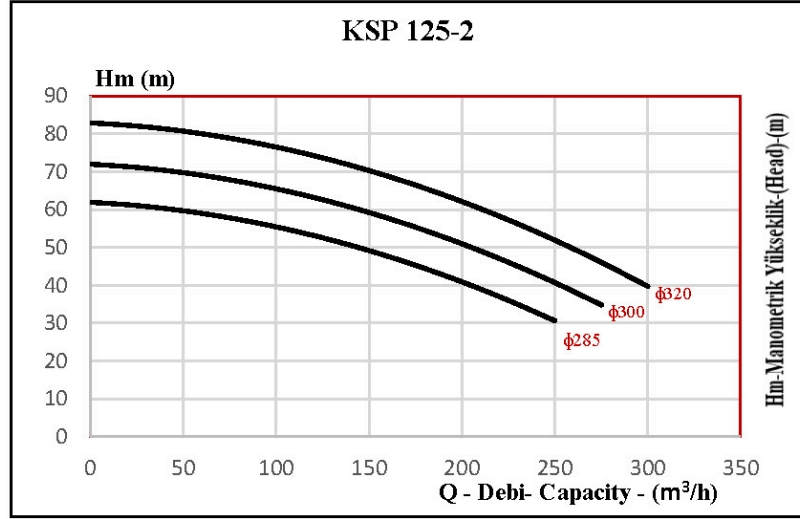
**Pompa Bilgileri**

Pompa Tipi	KSP 125-2	Sızdırmazlık	Yumuşak Salmastra
Çark Çapı (mm) $\phi$	285-300-320	Yoğunluk (kg/m <sup>3</sup> )	1
Sıvı Cinsi	Su	Sıcaklık	-1°C - +110°C

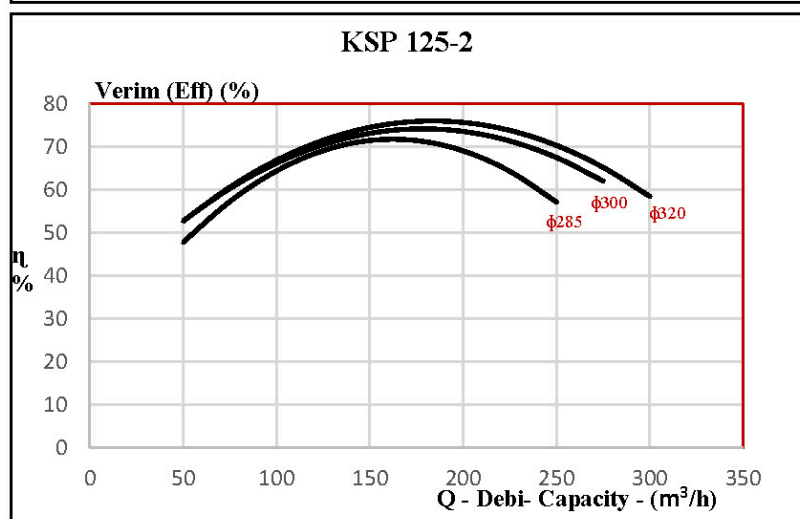
**Motor Bilgileri**

Güç (HP)	60-75
Voltaj (Volt)	380
Faz	3
Frekans (Hz)	50-60
Devir (rpm) (d/dk)	1500

$\phi$ 285		$\phi$ 300		$\phi$ 320	
Q (m <sup>3</sup> /h)	Hm (m)	Q (m <sup>3</sup> /h)	Hm (m)	Q (m <sup>3</sup> /h)	Hm (m)
25	61	25	71	25	82
50	60	50	70	50	81
75	58	75	68	75	79
100	55	100	65	100	77
125	53	125	63	125	74
150	49	150	59	150	70
175	45	175	55	175	66
200	41	200	51	200	62
225	36	225	46	225	57
250	31	250	41	250	52
		275	35	275	46
		300		300	40



Pompa Tipi	KSP 125-2	
Kademe Sayısı	2	
Motor	HP	60   75
	Gövde	225 M4   250 M4
Flanşlar	DN1 (Emme) (mm)	150
	DN2 (Basma) (mm)	125
Boyut Ölçüsü (mm)	A	965   1080
	B	820   900
	C	815   815
	L	1830   2030
	lc	1415   1500
	lb	1015   1100
	K	115   115
	P	550   550
	Pa	610   610
	h1	375   375
h2	300   300	
Kaplin Ölçüsü ( $\phi$ ) (mm)	160   180	
Ağırlık (kg)	815   896	



**ÇOK KADEMELİ POMPALAR**  
**KSP SERİSİ**  
**KSP 125-1**  
**1450 d/dk**

**TEK KADEME İÇİN KARAKTERİSTİK EĞRİLER**  
**Single Stage Performance Curves**

